

# Altex Regatta Gloss Enamel

RESENE PAINTS AUSTRALIA

Chemwatch Hazard Alert Code: 2

Version No: 2.3  
Safety Data Sheet according to WHS and ADG requirements

Issue Date: 23/11/2017  
Print Date: 24/02/2019  
S.GHS.AUS.EN

## SECTION 1 IDENTIFICATION OF THE SUBSTANCE / MIXTURE AND OF THE COMPANY / UNDERTAKING

### Product Identifier

Product name	Altex Regatta Gloss Enamel
Synonyms	Not Available
Proper shipping name	PAINT (including paint, lacquer, enamel, stain, shellac, varnish, polish, liquid filler and liquid lacquer base) or PAINT RELATED MATERIAL (including paint thinning or reducing compound)
Other means of identification	Not Available

### Relevant identified uses of the substance or mixture and uses advised against

Relevant identified uses	single pack enamel
--------------------------	--------------------

### Details of the supplier of the safety data sheet

Registered company name	RESENE PAINTS AUSTRALIA
Address	7 Production Ave, Molendinar QLD 4214 Australia
Telephone	+61 7 55126600
Fax	+61 7 55126697
Website	Not Available
Email	Not Available

### Emergency telephone number

Association / Organisation	Not Available	CHEMWATCH EMERGENCY RESPONSE
Emergency telephone numbers	131126	+61 1800 951 288
Other emergency telephone numbers	Not Available	+61 2 9186 1132

## SECTION 2 HAZARDS IDENTIFICATION

### Classification of the substance or mixture

**HAZARDOUS CHEMICAL. DANGEROUS GOODS.** According to the WHS Regulations and the ADG Code.

Poisons Schedule	Not Applicable
Classification [1]	Flammable Liquid Category 3, Eye Irritation Category 2A, Carcinogenicity Category 2, Reproductive Toxicity Category 2, Specific target organ toxicity - single exposure Category 3 (narcotic effects), Chronic Aquatic Hazard Category 2
Legend:	1. Classified by Chemwatch; 2. Classification drawn from HHSIS; 3. Classification drawn from Regulation (EU) No 1272/2008 - Annex VI

### Label elements

Hazard pictogram(s)	
---------------------	---

SIGNAL WORD	<b>WARNING</b>
-------------	----------------

### Hazard statement(s)

H226	Flammable liquid and vapour.
H319	Causes serious eye irritation.
H351	Suspected of causing cancer.
H361	Suspected of damaging fertility or the unborn child.
H336	May cause drowsiness or dizziness.
H411	Toxic to aquatic life with long lasting effects.
AUH066	Repeated exposure may cause skin dryness and cracking.

### Supplementary statement(s)

Not Applicable

Continued...

**Precautionary statement(s) Prevention**

P201	Obtain special instructions before use.
P210	Keep away from heat/sparks/open flames/hot surfaces. - No smoking.
P271	Use in a well-ventilated area.
P281	Use personal protective equipment as required.
P240	Ground/bond container and receiving equipment.
P241	Use explosion-proof electrical/ventilating/lighting/intrinsically safe equipment.
P242	Use only non-sparking tools.
P243	Take precautionary measures against static discharge.
P261	Avoid breathing mist/vapours/spray.
P273	Avoid release to the environment.
P280	Wear protective gloves/protective clothing/eye protection/face protection.

**Precautionary statement(s) Response**

P308+P313	IF exposed or concerned: Get medical advice/attention.
P370+P378	In case of fire: Use alcohol resistant foam or normal protein foam for extinction.
P305+P351+P338	IF IN EYES: Rinse cautiously with water for several minutes. Remove contact lenses, if present and easy to do. Continue rinsing.
P312	Call a POISON CENTER or doctor/physician if you feel unwell.
P337+P313	If eye irritation persists: Get medical advice/attention.
P391	Collect spillage.
P303+P361+P533	IF ON SKIN (or hair): Remove/Take off immediately all contaminated clothing. Rinse skin with water/shower.
P304+P340	IF INHALED: Remove victim to fresh air and keep at rest in a position comfortable for breathing.

**Precautionary statement(s) Storage**

P403+P235	Store in a well-ventilated place. Keep cool.
P405	Store locked up.

**Precautionary statement(s) Disposal**

P501	Dispose of contents/container in accordance with local regulations.
------	---

**SECTION 3 COMPOSITION / INFORMATION ON INGREDIENTS****Substances**

See section below for composition of Mixtures

**Mixtures**

CAS No	%[weight]	Name
1330-20-7	1-10	<u>xylene</u>
64742-82-1.	10-20	<u>naphtha, petroleum, hydrodesulfurised heavy</u>
8008-20-6	1-10	<u>kerosene</u>

**SECTION 4 FIRST AID MEASURES****Description of first aid measures**

<b>Eye Contact</b>	<p>If this product comes in contact with the eyes:</p> <ul style="list-style-type: none"> <li>▶ Wash out immediately with fresh running water.</li> <li>▶ Ensure complete irrigation of the eye by keeping eyelids apart and away from eye and moving the eyelids by occasionally lifting the upper and lower lids.</li> <li>▶ Seek medical attention without delay; if pain persists or recurs seek medical attention.</li> <li>▶ Removal of contact lenses after an eye injury should only be undertaken by skilled personnel.</li> </ul>
<b>Skin Contact</b>	<p>If skin contact occurs:</p> <ul style="list-style-type: none"> <li>▶ Immediately remove all contaminated clothing, including footwear.</li> <li>▶ Flush skin and hair with running water (and soap if available).</li> <li>▶ Seek medical attention in event of irritation.</li> </ul>
<b>Inhalation</b>	<ul style="list-style-type: none"> <li>▶ If fumes, aerosols or combustion products are inhaled remove from contaminated area.</li> <li>▶ Other measures are usually unnecessary.</li> </ul>
<b>Ingestion</b>	<ul style="list-style-type: none"> <li>▶ If spontaneous vomiting appears imminent or occurs, hold patient's head down, lower than their hips to help avoid possible aspiration of vomitus.</li> <li>▶ <b>If swallowed do NOT induce vomiting.</b></li> <li>▶ If vomiting occurs, lean patient forward or place on left side (head-down position, if possible) to maintain open airway and prevent aspiration.</li> <li>▶ Observe the patient carefully.</li> <li>▶ Never give liquid to a person showing signs of being sleepy or with reduced awareness; i.e. becoming unconscious.</li> <li>▶ Give water to rinse out mouth, then provide liquid slowly and as much as casualty can comfortably drink.</li> <li>▶ Seek medical advice.</li> <li>▶ Avoid giving milk or oils.</li> <li>▶ Avoid giving alcohol.</li> </ul>

**Indication of any immediate medical attention and special treatment needed**

Any material aspirated during vomiting may produce lung injury. Therefore emesis should not be induced mechanically or pharmacologically. Mechanical means should be used if it is considered necessary to evacuate the stomach contents; these include gastric lavage after endotracheal intubation. If spontaneous vomiting has occurred after ingestion, the patient should be monitored for difficult breathing, as adverse effects of aspiration into the lungs may be delayed up to 48 hours.

for naphthalene intoxication: Naphthalene requires hepatic and microsomal activation prior to the production of toxic effects. Liver microsomes catalyse the initial synthesis of the reactive 1,2-epoxide intermediate which is subsequently oxidised to naphthalene dihydrodiol and alpha-naphthol. The 2-naphthoquinones are thought to produce haemolysis, the 1,2-naphthoquinones are thought to be responsible for producing cataracts in rabbits, and the glutathione-adducts of naphthalene-1,2-oxide are probably responsible for pulmonary toxicity. Suggested treatment regime:

- ▶ Induce emesis and/or perform gastric lavage with large amounts of warm water where oral poisoning is suspected.
- ▶ Instill a saline cathartic such as magnesium or sodium sulfate in water (15 to 30g).
- ▶ Demulcents such as milk, egg white, gelatin, or other protein solutions may be useful after the stomach is emptied but oils should be avoided because they promote absorption.
- ▶ If eyes/skin contaminated, flush with warm water followed by the application of a bland ointment.
- ▶ Severe anaemia, due to haemolysis, may require small repeated blood transfusions, preferably with red cells from a non-sensitive individual.
- ▶ Where intravascular haemolysis, with haemoglobinuria occurs, protect the kidneys by promoting a brisk flow of dilute urine with, for example, an osmotic diuretic such as mannitol. It may be useful to alkalinise the urine with small amounts of sodium bicarbonate but many researchers doubt whether this prevents blockage of the renal tubules.
- ▶ Use supportive measures in the case of acute renal failure. GOSSELIN, SMITH HODGE: Clinical Toxicology of Commercial Products, 5th Ed.

For poisonings involving monochloroacetate the following regime is advised (compare that for fluoroacetate):

Experimental antidotes against fluoroacetate are said to be effective against chloroacetate. These include monoacetin (glycerol monoacetate), acetamide or ethanol

- ▶ Induce vomiting immediately if possible.
- ▶ Gastric lavage with tap water unless convulsions/imminent convulsions make this impracticable.
- ▶ Instill into the stomach sodium or magnesium sulfate in water (15-30 gm).
- ▶ Although the clinical efficacy of monoacetin (glycerol monoacetate) is not established, it should probably be administered if available. The recommended dose is 0.5 ml/kg of undiluted fluid intramuscularly every half-hour for several hours and then at a reduced level for at least 12 hours. In the same dose monoacetin may also be given intravenously after dilution with 5 parts of sterile isotonic saline. No preparation of monoacetin is known to be available on the market. Usual commercial fluid contains free glycerin and assays at 70% at best. even the use of nonsterile preparations must be considered. Injection may be expected to produce some sedation and vasodilation. Intramuscular injection sites must be varied because of local pain and oedema. Should parenteral administration be not feasible, the patient may drink a mixture of 100 ml of monoacetin in 500 ml water. Repeat every hour.
- ▶ If monoacetin is not available, acetamide or ethanol may be given in the same doses.
- ▶ A short-acting barbiturate drug or diazepam may be tried to control convulsions.
- ▶ Oxygen therapy and artificial ventilation as required.
- ▶ It is doubtful that digitalis is ever warranted. Parenteral procainamide or quinidine may be given a therapeutic trial but in experimental poisonings these drugs have proved less successful than monoacetin in controlling cardiac arrhythmias.
- ▶ If possible, monitor the electrocardiogram continuously and secure chest electrodes for external defibrillation if it becomes necessary. [GOSSELIN, SMITH HODGE: Clinical Toxicology of Commercial Products 5th Ed]

For acute or short term repeated exposures to xylene:

- ▶ Gastro-intestinal absorption is significant with ingestions. For ingestions exceeding 1-2 ml (xylene)/kg, intubation and lavage with cuffed endotracheal tube is recommended. The use of charcoal and cathartics is equivocal.
- ▶ Pulmonary absorption is rapid with about 60-65% retained at rest.
- ▶ Primary threat to life from ingestion and/or inhalation, is respiratory failure.
- ▶ Patients should be quickly evaluated for signs of respiratory distress (e.g. cyanosis, tachypnoea, intercostal retraction, obtundation) and given oxygen. Patients with inadequate tidal volumes or poor arterial blood gases (pO<sub>2</sub> < 50 mm Hg or pCO<sub>2</sub> > 50 mm Hg) should be intubated.
- ▶ Arrhythmias complicate some hydrocarbon ingestion and/or inhalation and electrocardiographic evidence of myocardial injury has been reported; intravenous lines and cardiac monitors should be established in obviously symptomatic patients. The lungs excrete inhaled solvents, so that hyperventilation improves clearance.
- ▶ A chest x-ray should be taken immediately after stabilisation of breathing and circulation to document aspiration and detect the presence of pneumothorax.
- ▶ Epinephrine (adrenalin) is not recommended for treatment of bronchospasm because of potential myocardial sensitisation to catecholamines. Inhaled cardioselective bronchodilators (e.g. Alupent, Salbutamol) are the preferred agents, with aminophylline a second choice.

#### BIOLOGICAL EXPOSURE INDEX - BEI

These represent the determinants observed in specimens collected from a healthy worker exposed at the Exposure Standard (ES or TLV):

Determinant	Index	Sampling Time	Comments
Methylhippu-ric acids in urine	1.5 gm/gm creatinine 2 mg/min	End of shift Last 4 hrs of shift	

## SECTION 5 FIREFIGHTING MEASURES

### Extinguishing media

- ▶ Foam.
- ▶ Dry chemical powder.
- ▶ BCF (where regulations permit).
- ▶ Carbon dioxide.
- ▶ Water spray or fog - Large fires only.

### Special hazards arising from the substrate or mixture

<b>Fire Incompatibility</b>	▶ Avoid contamination with oxidising agents i.e. nitrates, oxidising acids, chlorine bleaches, pool chlorine etc. as ignition may result
-----------------------------	--

### Advice for firefighters

<b>Fire Fighting</b>	<ul style="list-style-type: none"> <li>▶ Alert Fire Brigade and tell them location and nature of hazard.</li> <li>▶ May be violently or explosively reactive.</li> <li>▶ Wear breathing apparatus plus protective gloves.</li> <li>▶ Prevent, by any means available, spillage from entering drains or water course.</li> <li>▶ If safe, switch off electrical equipment until vapour fire hazard removed.</li> <li>▶ Use water delivered as a fine spray to control fire and cool adjacent area.</li> <li>▶ Avoid spraying water onto liquid pools.</li> <li>▶ <b>DO NOT</b> approach containers suspected to be hot.</li> <li>▶ Cool fire exposed containers with water spray from a protected location.</li> <li>▶ If safe to do so, remove containers from path of fire.</li> </ul>
<b>Fire/Explosion Hazard</b>	<ul style="list-style-type: none"> <li>▶ Liquid and vapour are flammable.</li> <li>▶ Moderate fire hazard when exposed to heat or flame.</li> <li>▶ Vapour forms an explosive mixture with air.</li> <li>▶ Moderate explosion hazard when exposed to heat or flame.</li> <li>▶ Vapour may travel a considerable distance to source of ignition.</li> <li>▶ Heating may cause expansion or decomposition leading to violent rupture of containers.</li> <li>▶ On combustion, may emit toxic fumes of carbon monoxide (CO).</li> </ul> <p>Combustion products include:</p> <p>carbon monoxide (CO)</p>

	<ul style="list-style-type: none"> <li>, carbon dioxide (CO2)</li> <li>, other pyrolysis products typical of burning organic material.</li> </ul>
HAZCHEM	*3Y

## SECTION 6 ACCIDENTAL RELEASE MEASURES

### Personal precautions, protective equipment and emergency procedures

See section 8

### Environmental precautions

See section 12

### Methods and material for containment and cleaning up

Minor Spills	<ul style="list-style-type: none"> <li>▶ Remove all ignition sources.</li> <li>▶ Clean up all spills immediately.</li> <li>▶ Avoid breathing vapours and contact with skin and eyes.</li> <li>▶ Control personal contact with the substance, by using protective equipment.</li> <li>▶ Contain and absorb small quantities with vermiculite or other absorbent material.</li> <li>▶ Wipe up.</li> <li>▶ Collect residues in a flammable waste container.</li> </ul>
Major Spills	<ul style="list-style-type: none"> <li>▶ Clear area of personnel and move upwind.</li> <li>▶ Alert Fire Brigade and tell them location and nature of hazard.</li> <li>▶ May be violently or explosively reactive.</li> <li>▶ Wear breathing apparatus plus protective gloves.</li> <li>▶ Prevent, by any means available, spillage from entering drains or water course.</li> <li>▶ Consider evacuation (or protect in place).</li> <li>▶ No smoking, naked lights or ignition sources.</li> <li>▶ Increase ventilation.</li> <li>▶ Stop leak if safe to do so.</li> <li>▶ Water spray or fog may be used to disperse /absorb vapour.</li> <li>▶ Contain spill with sand, earth or vermiculite.</li> <li>▶ Use only spark-free shovels and explosion proof equipment.</li> <li>▶ Collect recoverable product into labelled containers for recycling.</li> <li>▶ Absorb remaining product with sand, earth or vermiculite.</li> <li>▶ Collect solid residues and seal in labelled drums for disposal.</li> <li>▶ Wash area and prevent runoff into drains.</li> <li>▶ If contamination of drains or waterways occurs, advise emergency services.</li> </ul>

Personal Protective Equipment advice is contained in Section 8 of the SDS.

## SECTION 7 HANDLING AND STORAGE

### Precautions for safe handling

Safe handling	<ul style="list-style-type: none"> <li>▶ Containers, even those that have been emptied, may contain explosive vapours.</li> <li>▶ Do NOT cut, drill, grind, weld or perform similar operations on or near containers.</li> <li>▶ Electrostatic discharge may be generated during pumping - this may result in fire.</li> <li>▶ Ensure electrical continuity by bonding and grounding (earthing) all equipment.</li> <li>▶ Restrict line velocity during pumping in order to avoid generation of electrostatic discharge (<math>\leq 1</math> m/sec until fill pipe submerged to twice its diameter, then <math>\leq 7</math> m/sec).</li> <li>▶ Avoid splash filling.</li> <li>▶ Do NOT use compressed air for filling discharging or handling operations.</li> <li>▶ Avoid all personal contact, including inhalation.</li> <li>▶ Wear protective clothing when risk of overexposure occurs.</li> <li>▶ Use in a well-ventilated area.</li> <li>▶ Prevent concentration in hollows and sumps.</li> <li>▶ <b>DO NOT enter confined spaces until atmosphere has been checked.</b></li> <li>▶ Avoid smoking, naked lights or ignition sources.</li> <li>▶ Avoid generation of static electricity.</li> <li>▶ <b>DO NOT use plastic buckets.</b></li> <li>▶ Earth all lines and equipment.</li> <li>▶ Use spark-free tools when handling.</li> <li>▶ Avoid contact with incompatible materials.</li> <li>▶ <b>When handling, DO NOT eat, drink or smoke.</b></li> <li>▶ Keep containers securely sealed when not in use.</li> <li>▶ Avoid physical damage to containers.</li> <li>▶ Always wash hands with soap and water after handling.</li> <li>▶ Work clothes should be laundered separately.</li> <li>▶ Use good occupational work practice.</li> <li>▶ Observe manufacturer's storage and handling recommendations contained within this SDS.</li> <li>▶ Atmosphere should be regularly checked against established exposure standards to ensure safe working conditions.</li> <li>▶ <b>DO NOT allow clothing wet with material to stay in contact with skin</b></li> </ul>
Other information	<ul style="list-style-type: none"> <li>▶ Store in original containers in approved flammable liquid storage area.</li> <li>▶ Store away from incompatible materials in a cool, dry, well-ventilated area.</li> <li>▶ <b>DO NOT store in pits, depressions, basements or areas where vapours may be trapped.</b></li> <li>▶ No smoking, naked lights, heat or ignition sources.</li> <li>▶ Storage areas should be clearly identified, well illuminated, clear of obstruction and accessible only to trained and authorised personnel - adequate security must be provided so that unauthorised personnel do not have access.</li> <li>▶ Store according to applicable regulations for flammable materials for storage tanks, containers, piping, buildings, rooms, cabinets, allowable quantities and minimum storage distances.</li> </ul>

- ▶ Use non-sparking ventilation systems, approved explosion proof equipment and intrinsically safe electrical systems.
  - ▶ Have appropriate extinguishing capability in storage area (e.g. portable fire extinguishers - dry chemical, foam or carbon dioxide) and flammable gas detectors.
  - ▶ Keep adsorbents for leaks and spills readily available.
  - ▶ Protect containers against physical damage and check regularly for leaks.
  - ▶ Observe manufacturer's storage and handling recommendations contained within this SDS.
- In addition, for tank storages (where appropriate):
- ▶ Store in grounded, properly designed and approved vessels and away from incompatible materials.
  - ▶ For bulk storages, consider use of floating roof or nitrogen blanketed vessels; where venting to atmosphere is possible, equip storage tank vents with flame arrestors; inspect tank vents during winter conditions for vapour/ ice build-up.
  - ▶ Storage tanks should be above ground and diked to hold entire contents.

#### Conditions for safe storage, including any incompatibilities

<b>Suitable container</b>	<ul style="list-style-type: none"> <li>▶ Packing as supplied by manufacturer.</li> <li>▶ Plastic containers may only be used if approved for flammable liquid.</li> <li>▶ Check that containers are clearly labelled and free from leaks.</li> <li>▶ For low viscosity materials (i) : Drums and jerry cans must be of the non-removable head type. (ii) : Where a can is to be used as an inner package, the can must have a screwed enclosure.</li> <li>▶ For materials with a viscosity of at least 2680 cSt. (23 deg. C)</li> <li>▶ For manufactured product having a viscosity of at least 250 cSt. (23 deg. C)</li> <li>▶ Manufactured product that requires stirring before use and having a viscosity of at least 20 cSt (25 deg. C): (i) Removable head packaging; (ii) Cans with friction closures and (iii) low pressure tubes and cartridges may be used.</li> <li>▶ Where combination packages are used, and the inner packages are of glass, there must be sufficient inert cushioning material in contact with inner and outer packages</li> <li>▶ In addition, where inner packagings are glass and contain liquids of packing group I there must be sufficient inert absorbent to absorb any spillage, unless the outer packaging is a close fitting moulded plastic box and the substances are not incompatible with the plastic.</li> </ul>
<b>Storage incompatibility</b>	<p>Xylenes:</p> <ul style="list-style-type: none"> <li>▶ may ignite or explode in contact with strong oxidisers, 1,3-dichloro-5,5-dimethylhydantoin, uranium fluoride</li> <li>▶ attack some plastics, rubber and coatings</li> <li>▶ may generate electrostatic charges on flow or agitation due to low conductivity.</li> <li>▶ Vigorous reactions, sometimes amounting to explosions, can result from the contact between aromatic rings and strong oxidising agents.</li> <li>▶ Aromatics can react exothermally with bases and with diazo compounds.</li> </ul> <p>For alkyl aromatics:</p> <p>The alkyl side chain of aromatic rings can undergo oxidation by several mechanisms. The most common and dominant one is the attack by oxidation at benzylic carbon as the intermediate formed is stabilised by resonance structure of the ring.</p> <ul style="list-style-type: none"> <li>▶ Following reaction with oxygen and under the influence of sunlight, a hydroperoxide at the alpha-position to the aromatic ring, is the primary oxidation product formed (provided a hydrogen atom is initially available at this position) - this product is often short-lived but may be stable dependent on the nature of the aromatic substitution; a secondary C-H bond is more easily attacked than a primary C-H bond whilst a tertiary C-H bond is even more susceptible to attack by oxygen</li> <li>▶ Monoalkylbenzenes may subsequently form monocarboxylic acids; alkyl naphthalenes mainly produce the corresponding naphthalene carboxylic acids.</li> <li>▶ Oxidation in the presence of transition metal salts not only accelerates but also selectively decomposes the hydroperoxides.</li> <li>▶ Hock-rearrangement by the influence of strong acids converts the hydroperoxides to hemiacetals. Peresters formed from the hydroperoxides undergo Criegee rearrangement easily.</li> <li>▶ Alkali metals accelerate the oxidation while CO<sub>2</sub> as co-oxidant enhances the selectivity.</li> <li>▶ Microwave conditions give improved yields of the oxidation products.</li> <li>▶ Photo-oxidation products may occur following reaction with hydroxyl radicals and NO<sub>x</sub> - these may be components of photochemical smogs.</li> </ul> <p>Oxidation of Alkylaromatics: T.S.S Rao and Shubhra Awasthi: E-Journal of Chemistry Vol 4, No. 1, pp 1-13 January 2007</p>



- + — May be stored together  
 X — Must not be stored together  
 0 — May be stored together with specific precautions  
 + — May be stored together

## SECTION 8 EXPOSURE CONTROLS / PERSONAL PROTECTION

### Control parameters

#### OCCUPATIONAL EXPOSURE LIMITS (OEL)

#### INGREDIENT DATA


Source	Ingredient	Material name	TWA	STEL	Peak	Notes
Australia Exposure Standards	xylene	Xylene (o-, m-, p-isomers)	80 ppm / 350 mg/m <sup>3</sup>	655 mg/m <sup>3</sup> / 150 ppm	Not Available	Not Available
Australia Exposure Standards	naphtha, petroleum, hydrodesulfurised heavy	White spirits	790 mg/m <sup>3</sup>	Not Available	Not Available	Not Available
Australia Exposure Standards	naphtha, petroleum, hydrodesulfurised heavy	Petrol (gasoline)	900 mg/m <sup>3</sup>	Not Available	Not Available	Not Available
Australia Exposure Standards	kerosene	Oil mist, refined mineral	5 mg/m <sup>3</sup>	Not Available	Not Available	Not Available

#### EMERGENCY LIMITS

Ingredient	Material name	TEEL-1	TEEL-2	TEEL-3
xylene	Xylenes	Not Available	Not Available	Not Available
naphtha, petroleum, hydrodesulfurised heavy	Naphtha, hydrotreated heavy; (Isopar L-rev 2)	350 mg/m <sup>3</sup>	1,800 mg/m <sup>3</sup>	40,000 mg/m <sup>3</sup>

naphtha, petroleum, hydrodesulfurised heavy	Petroleum distillates; petroleum ether; includes clay-treated light naphthenic [64742-45-6]; low boiling [68477-31-6]; petroleum extracts [64742-06-9]; petroleum base oil [64742-46-7]; petroleum 50 thinner, petroleum spirits [64475-85-0], Soltrol, VM&P naphtha [8032-32-4]; Ligroine, and paint solvent; petroleum paraffins C5-C20 [64771-72-8]; hydrotreated light naphthenic [64742-53-6]; solvent refined light naphthenic [64741-97-5]; and machine coolant 1	1,100 mg/m3	1,800 mg/m3	40,000 mg/m3
naphtha, petroleum, hydrodesulfurised heavy	Naphtha (coal tar); includes solvent naphtha, petroleum (64742-88-7), naphtha (petroleum) light aliphatic, rubber solvent (64742-89-8), heavy catalytic cracked (64741-54-4), light straight run (64741-46-4), heavy aliphatic solvent (64742-96-7), high flash aromatic and aromatic solvent naphtha (64742-95-6)	1,200 mg/m3	6,700 mg/m3	40,000 mg/m3
naphtha, petroleum, hydrodesulfurised heavy	Stoddard solvent; (Mineral spirits, 85% nonane and 15% trimethyl benzene)	300 mg/m3	1,800 mg/m3	29500 mg/m3
kerosene	Mineral oil, heavy or light; (paraffin oil; Deobase, deodorized; heavy paraffinic; heavy naphthenic); distillates; includes 64741-53-3, 64741-88-4, 8042-47-5, 8012-95-1; 64742-54-7	140 mg/m3	1,500 mg/m3	8,900 mg/m3
Ingredient	Original IDLH	Revised IDLH		
xylene	900 ppm	Not Available		
naphtha, petroleum, hydrodesulfurised heavy	20,000 mg/m3 / 1,100 ppm / 1,000 ppm	Not Available		
kerosene	2,500 mg/m3	Not Available		

## Exposure controls

Appropriate engineering controls	<p>Engineering controls are used to remove a hazard or place a barrier between the worker and the hazard. Well-designed engineering controls can be highly effective in protecting workers and will typically be independent of worker interactions to provide this high level of protection. The basic types of engineering controls are:</p> <p>Process controls which involve changing the way a job activity or process is done to reduce the risk.</p> <p>Enclosure and/or isolation of emission source which keeps a selected hazard "physically" away from the worker and ventilation that strategically "adds" and "removes" air in the work environment. Ventilation can remove or dilute an air contaminant if designed properly. The design of a ventilation system must match the particular process and chemical or contaminant in use.</p> <p>Employers may need to use multiple types of controls to prevent employee overexposure.</p> <p>For flammable liquids and flammable gases, local exhaust ventilation or a process enclosure ventilation system may be required. Ventilation equipment should be explosion-resistant.</p> <p>Air contaminants generated in the workplace possess varying "escape" velocities which, in turn, determine the "capture velocities" of fresh circulating air required to effectively remove the contaminant.</p>									
	<table border="1"> <thead> <tr> <th>Type of Contaminant:</th> <th>Air Speed:</th> </tr> </thead> <tbody> <tr> <td>solvent, vapours, degreasing etc., evaporating from tank (in still air).</td> <td>0.25-0.5 m/s (50-100 f/min.)</td> </tr> <tr> <td>aerosols, fumes from pouring operations, intermittent container filling, low speed conveyer transfers, welding, spray drift, plating acid fumes, pickling (released at low velocity into zone of active generation)</td> <td>0.5-1 m/s (100-200 f/min.)</td> </tr> <tr> <td>direct spray, spray painting in shallow booths, drum filling, conveyer loading, crusher dusts, gas discharge (active generation into zone of rapid air motion)</td> <td>1-2.5 m/s (200-500 f/min.)</td> </tr> </tbody> </table>	Type of Contaminant:	Air Speed:	solvent, vapours, degreasing etc., evaporating from tank (in still air).	0.25-0.5 m/s (50-100 f/min.)	aerosols, fumes from pouring operations, intermittent container filling, low speed conveyer transfers, welding, spray drift, plating acid fumes, pickling (released at low velocity into zone of active generation)	0.5-1 m/s (100-200 f/min.)	direct spray, spray painting in shallow booths, drum filling, conveyer loading, crusher dusts, gas discharge (active generation into zone of rapid air motion)	1-2.5 m/s (200-500 f/min.)	
	Type of Contaminant:	Air Speed:								
solvent, vapours, degreasing etc., evaporating from tank (in still air).	0.25-0.5 m/s (50-100 f/min.)									
aerosols, fumes from pouring operations, intermittent container filling, low speed conveyer transfers, welding, spray drift, plating acid fumes, pickling (released at low velocity into zone of active generation)	0.5-1 m/s (100-200 f/min.)									
direct spray, spray painting in shallow booths, drum filling, conveyer loading, crusher dusts, gas discharge (active generation into zone of rapid air motion)	1-2.5 m/s (200-500 f/min.)									
<p>Within each range the appropriate value depends on:</p> <table border="1"> <thead> <tr> <th>Lower end of the range</th> <th>Upper end of the range</th> </tr> </thead> <tbody> <tr> <td>1: Room air currents minimal or favourable to capture</td> <td>1: Disturbing room air currents</td> </tr> <tr> <td>2: Contaminants of low toxicity or of nuisance value only.</td> <td>2: Contaminants of high toxicity</td> </tr> <tr> <td>3: Intermittent, low production.</td> <td>3: High production, heavy use</td> </tr> <tr> <td>4: Large hood or large air mass in motion</td> <td>4: Small hood-local control only</td> </tr> </tbody> </table> <p>Simple theory shows that air velocity falls rapidly with distance away from the opening of a simple extraction pipe. Velocity generally decreases with the square of distance from the extraction point (in simple cases). Therefore the air speed at the extraction point should be adjusted, accordingly, after reference to distance from the contaminating source. The air velocity at the extraction fan, for example, should be a minimum of 1-2 m/s (200-400 f/min.) for extraction of solvents generated in a tank 2 meters distant from the extraction point. Other mechanical considerations, producing performance deficits within the extraction apparatus, make it essential that theoretical air velocities are multiplied by factors of 10 or more when extraction systems are installed or used.</p>	Lower end of the range	Upper end of the range	1: Room air currents minimal or favourable to capture	1: Disturbing room air currents	2: Contaminants of low toxicity or of nuisance value only.	2: Contaminants of high toxicity	3: Intermittent, low production.	3: High production, heavy use	4: Large hood or large air mass in motion	4: Small hood-local control only
Lower end of the range	Upper end of the range									
1: Room air currents minimal or favourable to capture	1: Disturbing room air currents									
2: Contaminants of low toxicity or of nuisance value only.	2: Contaminants of high toxicity									
3: Intermittent, low production.	3: High production, heavy use									
4: Large hood or large air mass in motion	4: Small hood-local control only									
Personal protection										
Eye and face protection	<ul style="list-style-type: none"> <li>▶ Safety glasses with side shields.</li> <li>▶ Chemical goggles.</li> <li>▶ Contact lenses may pose a special hazard; soft contact lenses may absorb and concentrate irritants. A written policy document, describing the wearing of lenses or restrictions on use, should be created for each workplace or task. This should include a review of lens absorption and adsorption for the class of chemicals in use and an account of injury experience. Medical and first-aid personnel should be trained in their removal and suitable equipment should be readily available. In the event of chemical exposure, begin eye irrigation immediately and remove contact lens as soon as practicable. Lens should be removed at the first signs of eye redness or irritation - lens should be removed in a clean environment only after workers have washed hands thoroughly. [CDC NIOSH Current Intelligence Bulletin 59], [AS/NZS 1336 or national equivalent]</li> </ul>									
Skin protection	See Hand protection below									
Hands/feet protection	<ul style="list-style-type: none"> <li>▶ Wear chemical protective gloves, e.g. PVC.</li> <li>▶ Wear safety footwear or safety gumboots, e.g. Rubber</li> </ul> <p>The selection of suitable gloves does not only depend on the material, but also on further marks of quality which vary from manufacturer to manufacturer. Where the chemical is a preparation of several substances, the resistance of the glove material can not be calculated in advance and has therefore to be</p>									

	<p>checked prior to the application.</p> <p>The exact break through time for substances has to be obtained from the manufacturer of the protective gloves and has to be observed when making a final choice.</p> <p>Personal hygiene is a key element of effective hand care. Gloves must only be worn on clean hands. After using gloves, hands should be washed and dried thoroughly. Application of a non-perfumed moisturiser is recommended.</p> <p>Suitability and durability of glove type is dependent on usage. Important factors in the selection of gloves include:</p> <ul style="list-style-type: none"> <li>- frequency and duration of contact,</li> <li>- chemical resistance of glove material,</li> <li>- glove thickness and</li> <li>- dexterity</li> </ul> <p>Select gloves tested to a relevant standard (e.g. Europe EN 374, US F739, AS/NZS 2161.1 or national equivalent).</p> <ul style="list-style-type: none"> <li>- When prolonged or frequently repeated contact may occur, a glove with a protection class of 5 or higher (breakthrough time greater than 240 minutes according to EN 374, AS/NZS 2161.10.1 or national equivalent) is recommended.</li> <li>- When only brief contact is expected, a glove with a protection class of 3 or higher (breakthrough time greater than 60 minutes according to EN 374, AS/NZS 2161.10.1 or national equivalent) is recommended.</li> <li>- Some glove polymer types are less affected by movement and this should be taken into account when considering gloves for long-term use.</li> <li>- Contaminated gloves should be replaced.</li> </ul> <p>As defined in ASTM F-739-96 in any application, gloves are rated as:</p> <ul style="list-style-type: none"> <li>- Excellent when breakthrough time &gt; 480 min</li> <li>- Good when breakthrough time &gt; 20 min</li> <li>- Fair when breakthrough time &lt; 20 min</li> <li>- Poor when glove material degrades</li> </ul> <p>For general applications, gloves with a thickness typically greater than 0.35 mm, are recommended.</p> <p>It should be emphasised that glove thickness is not necessarily a good predictor of glove resistance to a specific chemical, as the permeation efficiency of the glove will be dependent on the exact composition of the glove material. Therefore, glove selection should also be based on consideration of the task requirements and knowledge of breakthrough times.</p> <p>Glove thickness may also vary depending on the glove manufacturer, the glove type and the glove model. Therefore, the manufacturers' technical data should always be taken into account to ensure selection of the most appropriate glove for the task.</p> <p>Note: Depending on the activity being conducted, gloves of varying thickness may be required for specific tasks. For example:</p> <ul style="list-style-type: none"> <li>- Thinner gloves (down to 0.1 mm or less) may be required where a high degree of manual dexterity is needed. However, these gloves are only likely to give short duration protection and would normally be just for single use applications, then disposed of.</li> <li>- Thicker gloves (up to 3 mm or more) may be required where there is a mechanical (as well as a chemical) risk i.e. where there is abrasion or puncture potential</li> </ul> <p>Gloves must only be worn on clean hands. After using gloves, hands should be washed and dried thoroughly. Application of a non-perfumed moisturiser is recommended.</p>
<b>Body protection</b>	See Other protection below
<b>Other protection</b>	<ul style="list-style-type: none"> <li>▶ Overalls.</li> <li>▶ PVC Apron.</li> <li>▶ PVC protective suit may be required if exposure severe.</li> <li>▶ Eyewash unit.</li> <li>▶ Ensure there is ready access to a safety shower.</li> <li>▶ Some plastic personal protective equipment (PPE) (e.g. gloves, aprons, overshoes) are not recommended as they may produce static electricity.</li> <li>▶ For large scale or continuous use wear tight-weave non-static clothing (no metallic fasteners, cuffs or pockets).</li> <li>▶ Non sparking safety or conductive footwear should be considered. Conductive footwear describes a boot or shoe with a sole made from a conductive compound chemically bound to the bottom components, for permanent control to electrically ground the foot and shall dissipate static electricity from the body to reduce the possibility of ignition of volatile compounds. Electrical resistance must range between 0 to 500,000 ohms. Conductive shoes should be stored in lockers close to the room in which they are worn. Personnel who have been issued conductive footwear should not wear them from their place of work to their homes and return.</li> </ul>

**Recommended material(s)****Respiratory protection****GLOVE SELECTION INDEX**

Glove selection is based on a modified presentation of the:

**"Forsberg Clothing Performance Index"**.

The effect(s) of the following substance(s) are taken into account in the **computer-generated** selection:

Altex Regatta Gloss Enamel

Material	CPI
BUTYL	C
BUTYL/NEOPRENE	C
HYPALON	C
NAT+NEOPR+NITRILE	C
NATURAL RUBBER	C
NATURAL+NEOPRENE	C
NEOPRENE	C
NEOPRENE/NATURAL	C
NITRILE	C
NITRILE+PVC	C
PE	C
PE/EVAL/PE	C
PVA	C
PVC	C
PVDC/PE/PVDC	C
TEFLON	C
VITON	C

\* CPI - Chemwatch Performance Index

Continued...

A: Best Selection

B: Satisfactory; may degrade after 4 hours continuous immersion

C: Poor to Dangerous Choice for other than short term immersion

**NOTE:** As a series of factors will influence the actual performance of the glove, a final selection must be based on detailed observation. -

\* Where the glove is to be used on a short term, casual or infrequent basis, factors such as "feel" or convenience (e.g. disposability), may dictate a choice of gloves which might otherwise be unsuitable following long-term or frequent use. A qualified practitioner should be consulted.

- Cartridge respirators should never be used for emergency ingress or in areas of unknown vapour concentrations or oxygen content.
- The wearer must be warned to leave the contaminated area immediately on detecting any odours through the respirator. The odour may indicate that the mask is not functioning properly, that the vapour concentration is too high, or that the mask is not properly fitted. Because of these limitations, only restricted use of cartridge respirators is considered appropriate.
- Cartridge performance is affected by humidity. Cartridges should be changed after 2 hr of continuous use unless it is determined that the humidity is less than 75%, in which case, cartridges can be used for 4 hr. Used cartridges should be discarded daily, regardless of the length of time used

Selection of the Class and Type of respirator will depend upon the level of breathing zone contaminant and the chemical nature of the contaminant. Protection Factors (defined as the ratio of contaminant outside and inside the mask) may also be important.

Required minimum protection factor	Maximum gas/vapour concentration present in air p.p.m. (by volume)	Half-face Respirator	Full-Face Respirator
up to 10	1000	A-AUS / Class 1	-
up to 50	1000	-	A-AUS / Class 1
up to 50	5000	Airline *	-
up to 100	5000	-	A-2
up to 100	10000	-	A-3
100+		-	Airline**

\* - Continuous Flow

\*\* - Continuous-flow or positive pressure demand.

A(All classes) = Organic vapours, B AUS or B1 = Acid gases, B2 = Acid gas or hydrogen cyanide(HCN), B3 = Acid gas or hydrogen cyanide(HCN), E = Sulfur dioxide(SO<sub>2</sub>), G = Agricultural chemicals, K = Ammonia(NH<sub>3</sub>), Hg = Mercury, NO = Oxides of nitrogen, MB = Methyl bromide, AX = Low boiling point organic compounds(below 65 deg C)

## SECTION 9 PHYSICAL AND CHEMICAL PROPERTIES

### Information on basic physical and chemical properties

<b>Appearance</b>	viscous coloured liquid		
<b>Physical state</b>	Liquid	<b>Relative density (Water = 1)</b>	1.17
<b>Odour</b>	Not Available	<b>Partition coefficient n-octanol / water</b>	Not Available
<b>Odour threshold</b>	Not Available	<b>Auto-ignition temperature (°C)</b>	326
<b>pH (as supplied)</b>	Not Available	<b>Decomposition temperature</b>	Not Available
<b>Melting point / freezing point (°C)</b>	Not Available	<b>Viscosity (cSt)</b>	539
<b>Initial boiling point and boiling range (°C)</b>	148	<b>Molecular weight (g/mol)</b>	Not Available
<b>Flash point (°C)</b>	33	<b>Taste</b>	Not Available
<b>Evaporation rate</b>	0.3 BuAC = 1	<b>Explosive properties</b>	Not Available
<b>Flammability</b>	Flammable.	<b>Oxidising properties</b>	Not Available
<b>Upper Explosive Limit (%)</b>	7.1	<b>Surface Tension (dyn/cm or mN/m)</b>	Not Available
<b>Lower Explosive Limit (%)</b>	0.6	<b>Volatile Component (%vol)</b>	38
<b>Vapour pressure (kPa)</b>	4.9	<b>Gas group</b>	Not Available
<b>Solubility in water</b>	Immiscible	<b>pH as a solution (1%)</b>	Not Available
<b>Vapour density (Air = 1)</b>	4.3	<b>VOC g/L</b>	292.73

## SECTION 10 STABILITY AND REACTIVITY

<b>Reactivity</b>	See section 7
<b>Chemical stability</b>	<ul style="list-style-type: none"> <li>▶ Unstable in the presence of incompatible materials.</li> <li>▶ Product is considered stable.</li> <li>▶ Hazardous polymerisation will not occur.</li> </ul>
<b>Possibility of hazardous reactions</b>	See section 7
<b>Conditions to avoid</b>	See section 7
<b>Incompatible materials</b>	See section 7
<b>Hazardous decomposition products</b>	See section 5

## SECTION 11 TOXICOLOGICAL INFORMATION



## Information on toxicological effects

<b>Inhaled</b>	<p>The material is not thought to produce adverse health effects or irritation of the respiratory tract (as classified by EC Directives using animal models). Nevertheless, good hygiene practice requires that exposure be kept to a minimum and that suitable control measures be used in an occupational setting. Inhalation of vapours may cause drowsiness and dizziness. This may be accompanied by sleepiness, reduced alertness, loss of reflexes, lack of co-ordination, and vertigo.</p> <p>The acute toxicity of inhaled alkylbenzene is best described by central nervous system depression. These compounds may also act as general anaesthetics. Whole body symptoms of poisoning include light-headedness, nervousness, apprehension, a feeling of well-being, confusion, dizziness, drowsiness, ringing in the ears, blurred or double vision, vomiting and sensations of heat, cold or numbness, twitching, tremors, convulsions, unconsciousness, depression of breathing, and arrest. Heart stoppage may result from cardiovascular collapse. A slow heart rate and low blood pressure may also occur. Alkylbenzenes are not generally toxic except at high levels of exposure. Their breakdown products have low toxicity and are easily eliminated from the body. Inhalation of high concentrations of gas/vapour causes lung irritation with coughing and nausea, central nervous depression with headache and dizziness, slowing of reflexes, fatigue and inco-ordination.</p> <p>Central nervous system (CNS) depression may include general discomfort, symptoms of giddiness, headache, dizziness, nausea, anaesthetic effects, slowed reaction time, slurred speech and may progress to unconsciousness. Serious poisonings may result in respiratory depression and may be fatal. On exposure to mixed trimethylbenzenes, some people may become nervous, tensed, anxious and have difficult breathing. There may be a reduction red blood cells and bleeding abnormalities. There may also be drowsiness.</p> <p>Inhalation of naphthalene vapour is linked with headache, loss of appetite, nausea, damage to the eyes and kidneys. According to animal testing, long term exposure may cause excessive weakness and increased salivation, weight loss, difficulty breathing, collapse, and evidence of damage to the skin, liver and lungs.</p> <p>Headache, fatigue, tiredness, irritability and digestive disturbances (nausea, loss of appetite and bloating) are the most common symptoms of xylene overexposure. Injury to the heart, liver, kidneys and nervous system has also been noted amongst workers.</p> <p>Xylene is a central nervous system depressant</p>
<b>Ingestion</b>	<p>Swallowing of the liquid may cause aspiration into the lungs with the risk of chemical pneumonitis; serious consequences may result. (ICSC13733)</p> <p>The material has <b>NOT</b> been classified by EC Directives or other classification systems as "harmful by ingestion". This is because of the lack of corroborating animal or human evidence.</p> <p>Ingestion of naphthalene and related compounds may produce abdominal cramps with nausea, vomiting, diarrhoea, headache, profuse sweating, listlessness, confusion, and in severe poisonings, coma with or without convulsions. Irritation of the bladder may also occur, producing urgency, painful urination, and the passage of brown or black urine with or without albumin or casts.</p>
<b>Skin Contact</b>	<p>Skin contact is not thought to have harmful health effects (as classified under EC Directives); the material may still produce health damage following entry through wounds, lesions or abrasions.</p> <p>Repeated exposure may cause skin cracking, flaking or drying following normal handling and use.</p> <p>There is some evidence to suggest that this material can cause inflammation of the skin on contact in some persons.</p> <p>Workers sensitised to naphthalene and related compounds show an inflammation of the skin with scaling and reddening. Some individuals show an allergic reaction.</p> <p>Toxic effects may result from skin absorption</p> <p>Open cuts, abraded or irritated skin should not be exposed to this material</p> <p>Entry into the blood-stream, through, for example, cuts, abrasions or lesions, may produce systemic injury with harmful effects. Examine the skin prior to the use of the material and ensure that any external damage is suitably protected.</p>
<b>Eye</b>	<p>This material can cause eye irritation and damage in some persons.</p> <p>Long term exposure to naphthalene has produced clouding of the lens (cataracts) in workers.</p>
<b>Chronic</b>	<p>There has been concern that this material can cause cancer or mutations, but there is not enough data to make an assessment.</p> <p>Repeated or long-term occupational exposure is likely to produce cumulative health effects involving organs or biochemical systems.</p> <p>Ample evidence from experiments exists that there is a suspicion this material directly reduces fertility.</p> <p>Based on experience with animal studies, exposure to the material may result in toxic effects to the development of the foetus, at levels which do not cause significant toxic effects to the mother.</p> <p>Prolonged or repeated skin contact may cause drying with cracking, irritation and possible dermatitis following.</p> <p>Animal testing indicates that inhalation of naphthalene may increase the incidence of respiratory tumours and may aggravate chronic inflammation.</p> <p>Repeated application of mildly hydrotreated oils (principally paraffinic), to mouse skin, induced skin tumours; no tumours were induced with severely hydrotreated oils.</p> <p>Women exposed to xylene in the first 3 months of pregnancy showed a slightly increased risk of miscarriage and birth defects. Evaluation of workers chronically exposed to xylene has demonstrated lack of genetic toxicity.</p>

<b>Altex Regatta Gloss Enamel</b>	<b>TOXICITY</b>	<b>IRRITATION</b>
	Not Available	Not Available
<b>xylene</b>	<b>TOXICITY</b>	<b>IRRITATION</b>
	Dermal (rabbit) LD50: >1700 mg/kg <sup>[2]</sup>	Eye (human): 200 ppm irritant
	Inhalation (rat) LC50: 4994.295 mg/l/4h <sup>[2]</sup>	Eye (rabbit): 5 mg/24h SEVERE
	Oral (rat) LD50: 3523-8700 mg/kg <sup>[2]</sup>	Eye (rabbit): 87 mg mild Skin (rabbit): 500 mg/24h moderate
<b>naphtha, petroleum, hydrosulfurised heavy</b>	<b>TOXICITY</b>	<b>IRRITATION</b>
	Dermal (rabbit) LD50: >1900 mg/kg <sup>[1]</sup>	Not Available
	Oral (rat) LD50: >4500 mg/kg <sup>[1]</sup>	
<b>kerosene</b>	<b>TOXICITY</b>	<b>IRRITATION</b>
	Dermal (rabbit) LD50: >2000 mg/kg <sup>[2]</sup>	Skin (rabbit): 500 mg SEVERE
	Inhalation (rat) LC50: >5 mg/l/4h <sup>[2]</sup>	
	Oral (rat) LD50: >5000 mg/kg <sup>[2]</sup>	

**Legend:** 1. Value obtained from Europe ECHA Registered Substances - Acute toxicity 2. \* Value obtained from manufacturer's SDS. Unless otherwise specified data extracted from RTECS - Register of Toxic Effect of chemical Substances

**Altex Regatta Gloss Enamel** For trimethylbenzenes:

Continued...

	<p>Absorption of 1,2,4-trimethylbenzene occurs after exposure by swallowing, inhalation, or skin contact. In the workplace, inhalation and skin contact are the most important routes of absorption; whole-body toxic effects from skin absorption are unlikely to occur as the skin irritation caused by the chemical generally leads to quick removal. The substance is fat-soluble and may accumulate in fatty tissues. It is also bound to red blood cells in the bloodstream. It is excreted from the body both by exhalation and in the urine.</p> <p>Acute toxicity: Direct contact with liquid 1,2,4-trimethylbenzene is irritating to the skin, and breathing the vapour is irritating to the airway, causing lung inflammation. Breathing high concentrations of the chemical vapour causes headache, fatigue and drowsiness. In humans, liquid 1,2,4-trimethylbenzene is irritating to the skin and inhalation of the vapour causes chemical pneumonitis. Direct skin contact causes dilation of blood vessels, redness and irritation.</p> <p>Nervous system toxicity: 1,2,4-trimethylbenzene depresses the central nervous system. Exposure to solvent mixtures in the workplace containing the chemical causes headache, fatigue, nervousness and drowsiness.</p> <p>Subacute/chronic toxicity: Long-term exposure to solvents containing 1,2,4-trimethylbenzene may cause nervousness, tension and inflammation of the bronchi. Painters that worked for several years with a solvent containing 50% 1,2,4-trimethylbenzene and 30% 1,3,5-trimethylbenzene showed nervousness, tension and anxiety, asthmatic bronchitis, anaemia and changes in blood clotting; blood effects may have been due to trace amounts of benzene. Animal testing showed that inhaling trimethylbenzene may alter blood counts, with reduction in lymphocytes and an increase in neutrophils.</p> <p>Genetic toxicity: Animal testing does not show that the C9 fraction causes mutations or chromosomal aberrations.</p> <p>Developmental / reproductive toxicity: Animal testing showed that the C9 fraction of 1,2,4-trimethylbenzene caused reproductive toxicity.</p>
<b>XYLENE</b>	<p>The material may produce severe irritation to the eye causing pronounced inflammation. Repeated or prolonged exposure to irritants may produce conjunctivitis.</p> <p>The material may cause skin irritation after prolonged or repeated exposure and may produce on contact skin redness, swelling, the production of vesicles, scaling and thickening of the skin.</p> <p>The substance is classified by IARC as Group 3: <b>NOT</b> classifiable as to its carcinogenicity to humans. Evidence of carcinogenicity may be inadequate or limited in animal testing. Reproductive effector in rats</p>
<b>NAPHTHA, PETROLEUM, HYDRODESULFURISED HEAVY</b>	No significant acute toxicological data identified in literature search.
<b>KEROSENE</b>	<p>For petroleum: This product contains benzene, which can cause acute myeloid leukaemia, and n-hexane, which can be metabolized to compounds which are toxic to the nervous system. This product contains toluene, and animal studies suggest high concentrations of toluene lead to hearing loss. This product contains ethyl benzene and naphthalene, from which animal testing shows evidence of tumour formation.</p> <p>Cancer-causing potential: Animal testing shows inhaling petroleum causes tumours of the liver and kidney; these are however not considered to be relevant in humans.</p> <p>Mutation-causing potential: Most studies involving gasoline have returned negative results regarding the potential to cause mutations, including all recent studies in living human subjects (such as in petrol service station attendants).</p> <p>Reproductive toxicity: Animal studies show that high concentrations of toluene (&gt;0.1%) can cause developmental effects such as lower birth weight and developmental toxicity to the nervous system of the foetus. Other studies show no adverse effects on the foetus.</p> <p>Human effects: Prolonged or repeated contact may cause defatting of the skin which can lead to skin inflammation and may make the skin more susceptible to irritation and penetration by other materials.</p> <p>Animal testing shows that exposure to gasoline over a lifetime can cause kidney cancer, but the relevance in humans is questionable.</p> <p>The material may cause severe skin irritation after prolonged or repeated exposure and may produce on contact skin redness, swelling, the production of vesicles, scaling and thickening of the skin. Repeated exposures may produce severe ulceration.</p> <p>Kerosene may produce varying ranges of skin irritation, and a reversible eye irritation (if eyes are washed). Skin may be cracked or flaky and/or leathery, with crusts and/or hair loss. It may worsen skin cancers. There may also be loss of weight, discharge from the nose, excessive tiredness, and wheezing. The individual may be pale. There may be increase in the weight of body organs. There was no evidence of harm to pregnancy.</p>
<b>NAPHTHA, PETROLEUM, HYDRODESULFURISED HEAVY &amp; KEROSENE</b>	<p>Animal studies indicate that normal, branched and cyclic paraffins are absorbed from the gastrointestinal tract and that the absorption of n-paraffins is inversely proportional to the carbon chain length, with little absorption above C30. With respect to the carbon chain lengths likely to be present in mineral oil, n-paraffins may be absorbed to a greater extent than iso- or cyclo-paraffins.</p> <p>The major classes of hydrocarbons are well absorbed into the gastrointestinal tract in various species. In many cases, the hydrophobic hydrocarbons are ingested in association with fats in the diet. Some hydrocarbons may appear unchanged as in the lipoprotein particles in the gut lymph, but most hydrocarbons partly separate from fats and undergo metabolism in the gut cell. The gut cell may play a major role in determining the proportion of hydrocarbon that becomes available to be deposited unchanged in peripheral tissues such as in the body fat stores or the liver.</p>

<b>Acute Toxicity</b>	✗	<b>Carcinogenicity</b>	✓
<b>Skin Irritation/Corrosion</b>	✗	<b>Reproductivity</b>	✓
<b>Serious Eye Damage/Irritation</b>	✓	<b>STOT - Single Exposure</b>	✓
<b>Respiratory or Skin sensitisation</b>	✗	<b>STOT - Repeated Exposure</b>	✗
<b>Mutagenicity</b>	✗	<b>Aspiration Hazard</b>	✗

Legend: ✗ – Data either not available or does not fill the criteria for classification  
 ✓ – Data available to make classification

## SECTION 12 ECOLOGICAL INFORMATION

### Toxicity

	ENDPOINT	TEST DURATION (HR)	SPECIES	VALUE	SOURCE
<b>Altex Regatta Gloss Enamel</b>	Not Available	Not Available	Not Available	Not Available	Not Available
<b>xylene</b>	LC50	96	Fish	2.6mg/L	2
	EC50	48	Crustacea	1.8mg/L	2
	EC50	72	Algae or other aquatic plants	3.2mg/L	2
	NOEC	73	Algae or other aquatic plants	0.44mg/L	2
<b>naphtha, petroleum, hydrodesulfurised heavy</b>	EC50	72	Algae or other aquatic plants	=13mg/L	1
	NOEC	72	Algae or other aquatic plants	=0.1mg/L	1

Continued...

## Altex Regatta Gloss Enamel

LC50	96	Fish	4.1mg/L	2	
EC50	48	Crustacea	4.5mg/L	2	
EC50	72	Algae or other aquatic plants	>1-mg/L	2	
LC50	96	Fish	4.1mg/L	2	
EC50	48	Crustacea	4.5mg/L	2	
EC50	72	Algae or other aquatic plants	>1-mg/L	2	
LC50	96	Fish	18mg/L	2	
EC50	48	Crustacea	1.4mg/L	2	
EC50	72	Algae or other aquatic plants	3.7mg/L	2	
LC50	96	Fish	4.1mg/L	2	
EC50	48	Crustacea	4.5mg/L	2	
EC50	72	Algae or other aquatic plants	>1-mg/L	2	
NOEC	72	Algae or other aquatic plants	<0.1mg/L	1	
LC50	96	Fish	0.00746mg/L	4	
EC50	48	Crustacea	0.058mg/L	4	
BCF	96	Fish	0.2mg/L	4	
NOEC	168	Crustacea	<=0.05mg/L	4	
LC50	96	Fish	4.1mg/L	2	
EC50	48	Crustacea	3.7mg/L	4	
EC50	72	Algae or other aquatic plants	>1-mg/L	2	
NOEC	72	Algae or other aquatic plants	<0.1mg/L	1	
LC50	96	Fish	4.1mg/L	2	
EC50	48	Crustacea	4.5mg/L	2	
EC50	72	Algae or other aquatic plants	>1-mg/L	2	
NOEC	72	Algae or other aquatic plants	<0.1mg/L	1	
LC50	96	Fish	0.14mg/L	2	
EC50	96	Algae or other aquatic plants	0.277mg/L	2	
NOEC	720	Crustacea	0.024mg/L	2	
kerosene	ENDPOINT	TEST DURATION (HR)	SPECIES	VALUE	SOURCE
	LC50	96	Fish	18mg/L	2
	EC50	48	Crustacea	1.4mg/L	2
	EC50	72	Algae or other aquatic plants	3.7mg/L	2

**Legend:** Extracted from 1. IUCLID Toxicity Data 2. Europe ECHA Registered Substances - Ecotoxicological Information - Aquatic Toxicity 3. EPIWIN Suite V3.12 (QSAR) - Aquatic Toxicity Data (Estimated) 4. US EPA, Ecotox database - Aquatic Toxicity Data 5. ECETOC Aquatic Hazard Assessment Data 6. NITE (Japan) - Bioconcentration Data 7. METI (Japan) - Bioconcentration Data 8. Vendor Data

Toxic to aquatic organisms, may cause long-term adverse effects in the aquatic environment.

Do NOT allow product to come in contact with surface waters or to intertidal areas below the mean high water mark. Do not contaminate water when cleaning equipment or disposing of equipment wash-waters.

Wastes resulting from use of the product must be disposed of on site or at approved waste sites.

When spilled this product may act as a typical oil, causing a film, sheen, emulsion or sludge at or beneath the surface of the body of water. The oil film on water surface may physically affect the aquatic organisms, due to the interruption of the oxygen transfer between the air and the water

Oils of any kind can cause:

- ▶ drowning of water-fowl due to lack of buoyancy, loss of insulating capacity of feathers, starvation and vulnerability to predators due to lack of mobility
- ▶ lethal effects on fish by coating gill surfaces, preventing respiration
- ▶ asphyxiation of benthic life forms when floating masses become engaged with surface debris and settle on the bottom and
- ▶ adverse aesthetic effects of fouled shoreline and beaches

In case of accidental releases on the soil, a fine film is formed on the soil, which prevents the plant respiration process and the soil particle saturation. It may cause deep water infestation.

For 1,2,4 - Trimethylbenzene:

Half-life (hr) air: 0.48-16;

Half-life (hr) H<sub>2</sub>O surface water: 0.24 -672;

Half-life (hr) H<sub>2</sub>O ground: 336-1344;

Half-life (hr) soil: 168-672;

Henry's Pa m<sup>3</sup>/mol: 385 -627;

Bioaccumulation: not significant. 1,2,4-Trimethylbenzene is a volatile organic compound (VOC) substance.

Atmospheric Fate: 1,2,4-trimethylbenzene can contribute to the formation of photochemical smog in the presence of other VOCs. Degradation of 1,2,4-trimethylbenzene in the atmosphere occurs by reaction with hydroxyl radicals. Reaction also occurs with ozone but very slowly (half life 8820 days).

Aquatic Fate: 1,2,4-Trimethylbenzene volatilizes rapidly from surface waters with volatilization half-life from a model river calculated to be 3.4 hours. Biodegradation of 1,2,4-trimethylbenzene has been noted in both seawater and ground water. Various strains of Pseudomonas can biodegrade 1,2,4-trimethylbenzene.

Terrestrial Fate: 1,2,4-Trimethylbenzene also volatilizes from soils however; moderate adsorption to soils and sediments may occur. Volatilization is the major route of removal of 1,2,4-trimethylbenzene from soils; although, biodegradation may also occur. Due to the high volatility of the chemical it is unlikely to accumulate in soil or surface water to toxic concentrations.

Ecotoxicity: No significant bioaccumulation has been noted. 1,2,4-Trimethylbenzene is moderately toxic to fathead minnow and slightly toxic to dungeness crab. 1,2,4-Trimethylbenzene has moderate acute toxicity to aquatic organisms. No stress was observed in rainbow trout, sea lamprey and Daphnia magna water fleas. The high concentrations required to induce toxicity in laboratory animals are not likely to be reached in the environment.

For Aromatic Substances Series:

Environmental Fate: Large, molecularly complex polycyclic aromatic hydrocarbons, or PAHs, are persistent in the environment longer than smaller PAHs.

Atmospheric Fate: PAHs are 'semi-volatile substances' which can move between the atmosphere and the Earth's surface in repeated, temperature-driven cycles of deposition and volatilization.

Terrestrial Fate: BTEX compounds have the potential to move through soil and contaminate ground water, and their vapors are highly flammable and explosive.

Continued...

Ecotoxicity - Within an aromatic series, acute toxicity increases with increasing alkyl substitution on the aromatic nucleus. The order of most toxic to least in a study using grass shrimp and brown shrimp was dimethylnaphthalenes > methylnaphthalenes > naphthalenes. Anthracene is a phototoxic PAH. UV light greatly increases the toxicity of anthracene to bluegill sunfish. Biological resources in strong sunlight are at more risk than those that are not. PAHs in general are more frequently associated with chronic risks.

For Xylenes:

log Koc : 2.05-3.08; Koc : 25.4-204; Half-life (hr) air : 0.24-42; Half-life (hr) H2O surface water : 24-672; Half-life (hr) H2O ground : 336-8640; Half-life (hr) soil : 52-672; Henry's Pa m<sup>3</sup>/mol : 637-879; Henry's atm m<sup>3</sup>/mol - 7.68E-03; BOD 5 if unstated - 1.4,1%; COD - 2.56,13% ThOD - 3.125 : BCF : 23; log BCF : 1.17-2.41.

Environmental Fate: Most xylenes released to the environment will occur in the atmosphere and volatilisation is the dominant environmental fate process. Soil - Xylenes are expected to have moderate mobility in soil evaporating rapidly from soil surfaces. The extent of the degradation is expected to depend on its concentration, residence time in the soil, the nature of the soil, and whether resident microbial populations have been acclimated. Xylene can remain below the soil surface for several days and may travel through the soil profile and enter groundwater. Soil and water microbes may transform it into other, less harmful compounds, although this happens slowly. It is not clear how long xylene remains trapped deep underground in soil or groundwater, but it may be months or years.

Atmospheric Fate: Xylene evaporates quickly into the air from surface soil and water and can remain in the air for several days until it is broken down by sunlight into other less harmful chemicals. In the ambient atmosphere, xylenes are expected to exist solely in the vapour phase. Xylenes are degraded in the atmosphere with an estimated atmospheric lifetime of about 0.5 to 2 days. Xylene may contribute to photochemical smog formation. p-Xylene has a moderately high photochemical reactivity under smog conditions, higher than the other xylene isomers. The photooxidation of p-xylene results in the production of carbon monoxide, formaldehyde, glyoxal, methylglyoxal, 3-methylbenzyl nitrate, m-tolualdehyde, 4-nitro-3-xylene, 5-nitro-3-xylene, 2,6-dimethyl-p-benzoquinone, 2,4-dimethylphenol, 6-nitro-2,4-dimethylphenol, 2,6-dimethylphenol, and 4-nitro-2,6-dimethylphenol.

Aquatic Fate: p-xylene may adsorb to suspended solids and sediment in water and is expected to volatilise from water surfaces. Estimated volatilisation half-lives for a model river and model lake are 3 hours and 4 days, respectively. Measurements taken from goldfish, eels and clams indicate that bioconcentration in aquatic organisms is low. Photo-oxidation in the presence of humic acids may play an important role in the abiotic degradation of p-xylene. p-Xylene is biodegradable and has been observed to degrade in pond water however; it is unclear if it degrades in surface waters. p-Xylene has been observed to degrade in anaerobic and aerobic groundwater; however, it is known to persist for many years in groundwater, at least at sites where the concentration might have been quite high. Ecotoxicity: Xylenes are slightly toxic to fathead minnow, rainbow trout and bluegill and not acutely toxic to water fleas. For Photobacterium phosphoreum EC50 (24 h): 0.0084 mg/L and Gammarus lacustris LC50 (48 h): 0.6 mg/L.

For naphthalene:

Environmental Fate: Naphthalene may reach surface water and soil through transportation in water or being carried by air. Most airborne naphthalene is in a vapour form and hence deposition is expected to be slow. A minimal amount of naphthalene emitted to the air is transported to other environmental components mostly by dry deposition. Naphthalene in surface water may volatilize into the atmosphere, depending on environmental conditions. It remains in solution in water, with only small amounts associated with suspended material and benthic sediments. While naphthalene is readily volatilized from aerated soils, it adheres to soils with a high organic content. Adsorption to aquifer material reduces transportation of naphthalene through groundwater, and the presence of nonionic organic compounds such as tetrachloroethene may enhance sorption to materials that contain low carbon content. Bioconcentration of naphthalene is moderate in aquatic organisms. It is readily metabolized by fish, and invertebrates that are placed in pollutant free water rapidly eliminate any traces of the pollutant. While bioaccumulation in the food chain is unlikely, exposure of cows and chickens to naphthalene could lead to naphthalene being present in milk and eggs. While the data on the transport and partitioning of methylnaphthalenes in the environment is limited, the characteristics of these chemicals are similar to naphthalene, so they are expected to behave in a similar manner to naphthalene in the environment, and produce the same effects on aquatic organisms. Biodegradation of naphthalene occurs relatively quickly in aquatic systems. Methylnaphthalenes are biodegraded under aerobic conditions after adaptation. Degradation rates are highest in water constantly polluted with petroleum. Naphthalene biodegradation rates are higher in sediment than in the water column above it. Methylnaphthalenes biodegrades more slowly. Reported half-lives in sediments were 46 weeks for 1-methylnaphthalene and ranged from 14 to 50 weeks for 2-methylnaphthalene. In soils, the potential for biodegradation is an important factor for biological remediation of soil. Studies on biodegradation of PAHs suggest that adsorption to the organic matter significantly reduces the bioavailability for microorganisms, and thus the biodegradability, of PAHs, including naphthalene. Biodegradation is accomplished through the action of aerobic microorganisms and is reduced in anaerobic soil conditions. Naphthalene biodegrades to carbon dioxide in aerobic soils, with salicylate as an intermediate product. Abiotic degradation of naphthalene seldom occurs in soils. As with naphthalene, 1-Methylnaphthalene is easily volatilised from aerated soil, and the biodegradation half-life averages between 1.7 and 2.2 days.

Ecotoxicity: Acute toxicity data on naphthalene for several fish species (freshwater and marine), show 96h LC50 values range from 1.8 to 7.8 mg/L. Comparable results were obtained with other vertebrates (amphibians). From chronic toxicity tests, a precise NOEL is not clearly determined. A NOEC of 0.12 mg/L was observed in a 40 days test on juvenile pink salmon, but 50% mortality at 0.11 mg/L was calculated for trout fry exposed during hatching. Several data are also available for invertebrates, showing 48h EC50 values ranging from 2.1 to 24 mg/L. While chronic data on freshwater invertebrates and algae are questionable, a 50% photosynthesis reduction was observed at 2.8 mg/L in 4 hours experiments. QSAR prediction models give results consistent with experimental short-term data on fish daphnia and algae.

**DO NOT discharge into sewer or waterways.**

### Persistence and degradability

Ingredient	Persistence: Water/Soil	Persistence: Air
xylene	HIGH (Half-life = 360 days)	LOW (Half-life = 1.83 days)

### Bioaccumulative potential

Ingredient	Bioaccumulation
xylene	MEDIUM (BCF = 740)

### Mobility in soil

Ingredient	Mobility
	No Data available for all ingredients

## SECTION 13 DISPOSAL CONSIDERATIONS



### Waste treatment methods

<b>Product / Packaging disposal</b>	<ul style="list-style-type: none"> <li>▶ Containers may still present a chemical hazard/ danger when empty.</li> <li>▶ Return to supplier for reuse/ recycling if possible.</li> </ul> <p>Otherwise:</p> <ul style="list-style-type: none"> <li>▶ If container can not be cleaned sufficiently well to ensure that residuals do not remain or if the container cannot be used to store the same product, then puncture containers, to prevent re-use, and bury at an authorised landfill.</li> <li>▶ Where possible retain label warnings and SDS and observe all notices pertaining to the product.</li> </ul> <p>Legislation addressing waste disposal requirements may differ by country, state and/ or territory. Each user must refer to laws operating in their area. In some areas, certain wastes must be tracked.</p> <p>A Hierarchy of Controls seems to be common - the user should investigate:</p> <ul style="list-style-type: none"> <li>▶ Reduction</li> <li>▶ Reuse</li> <li>▶ Recycling</li> <li>▶ Disposal (if all else fails)</li> </ul> <p>This material may be recycled if unused, or if it has not been contaminated so as to make it unsuitable for its intended use. If it has been contaminated, it may be possible to reclaim the product by filtration, distillation or some other means. Shelf life considerations should also be applied in making decisions of this type. Note that properties of a material may change in use, and recycling or reuse may not always be appropriate.</p> <ul style="list-style-type: none"> <li>▶ <b>DO NOT allow wash water from cleaning or process equipment to enter drains.</b></li> <li>▶ It may be necessary to collect all wash water for treatment before disposal.</li> <li>▶ In all cases disposal to sewer may be subject to local laws and regulations and these should be considered first.</li> <li>▶ Where in doubt contact the responsible authority.</li> </ul>
-------------------------------------	--

- ▶ Recycle wherever possible.
- ▶ Consult manufacturer for recycling options or consult local or regional waste management authority for disposal if no suitable treatment or disposal facility can be identified.
- ▶ Dispose of by: burial in a land-fill specifically licensed to accept chemical and / or pharmaceutical wastes or Incineration in a licensed apparatus (after admixture with suitable combustible material).
- ▶ Decontaminate empty containers. Observe all label safeguards until containers are cleaned and destroyed.

## SECTION 14 TRANSPORT INFORMATION

### Labels Required

	
Marine Pollutant	
HAZCHEM	*3Y

### Land transport (ADG)

UN number	1263
UN proper shipping name	PAINT (including paint, lacquer, enamel, stain, shellac, varnish, polish, liquid filler and liquid lacquer base) or PAINT RELATED MATERIAL (including paint thinning or reducing compound)
Transport hazard class(es)	Class : 3 Subrisk : Not Applicable
Packing group	III
Environmental hazard	Environmentally hazardous
Special precautions for user	Special provisions : 163 223 367 Limited quantity : 5 L

### Air transport (ICAO-IATA / DGR)

UN number	1263
UN proper shipping name	Paint related material (including paint thinning or reducing compounds); Paint (including paint, lacquer, enamel, stain, shellac, varnish, polish, liquid filler and liquid lacquer base)
Transport hazard class(es)	ICAO/IATA Class : 3 ICAO / IATA Subrisk : Not Applicable ERG Code : 3L
Packing group	III
Environmental hazard	Environmentally hazardous
Special precautions for user	Special provisions : A3 A72 A192 Cargo Only Packing Instructions : 366 Cargo Only Maximum Qty / Pack : 220 L Passenger and Cargo Packing Instructions : 355 Passenger and Cargo Maximum Qty / Pack : 60 L Passenger and Cargo Limited Quantity Packing Instructions : Y344 Passenger and Cargo Limited Maximum Qty / Pack : 10 L

### Sea transport (IMDG-Code / GGVSee)

UN number	1263
UN proper shipping name	PAINT (including paint, lacquer, enamel, stain, shellac, varnish, polish, liquid filler and liquid lacquer base) or PAINT RELATED MATERIAL (including paint thinning or reducing compound)
Transport hazard class(es)	IMDG Class : 3 IMDG Subrisk : Not Applicable
Packing group	III
Environmental hazard	Marine Pollutant
Special precautions for user	EMS Number : F-E , S-E Special provisions : 163 223 367 955

Limited Quantities | 5 L

**Transport in bulk according to Annex II of MARPOL and the IBC code**

Not Applicable

**SECTION 15 REGULATORY INFORMATION****Safety, health and environmental regulations / legislation specific for the substance or mixture****XYLENE(1330-20-7) IS FOUND ON THE FOLLOWING REGULATORY LISTS**

Australia Dangerous Goods Code (ADG Code) - Dangerous Goods List	IMO MARPOL (Annex II) - List of Noxious Liquid Substances Carried in Bulk
Australia Dangerous Goods Code (ADG Code) - List of Emergency Action Codes	IMO Provisional Categorization of Liquid Substances - List 3: (Trade-named) mixtures containing at least 99% by weight of components already assessed by IMO, presenting safety hazards
Australia Exposure Standards	International Agency for Research on Cancer (IARC) - Agents Classified by the IARC Monographs
Australia Hazardous Chemical Information System (HCIS) - Hazardous Chemicals	International Air Transport Association (IATA) Dangerous Goods Regulations
Australia Hazardous chemicals which may require Health Monitoring	International Maritime Dangerous Goods Requirements (IMDG Code)
Australia Inventory of Chemical Substances (AICS)	United Nations Recommendations on the Transport of Dangerous Goods Model Regulations (Chinese)
Australia Standard for the Uniform Scheduling of Medicines and Poisons (SUSMP) - Schedule 5	United Nations Recommendations on the Transport of Dangerous Goods Model Regulations (English)
GESAMP/EHS Composite List - GESAMP Hazard Profiles	United Nations Recommendations on the Transport of Dangerous Goods Model Regulations (Spanish)
IMO IBC Code Chapter 17: Summary of minimum requirements	

**NAPHTHA, PETROLEUM, HYDRODESULFURISED HEAVY(64742-82-1.) IS FOUND ON THE FOLLOWING REGULATORY LISTS**

Australia Dangerous Goods Code (ADG Code) - Dangerous Goods List	IMO Provisional Categorization of Liquid Substances - List 2: Pollutant only mixtures containing at least 99% by weight of components already assessed by IMO
Australia Dangerous Goods Code (ADG Code) - List of Emergency Action Codes	International Agency for Research on Cancer (IARC) - Agents Classified by the IARC Monographs
Australia Exposure Standards	International Air Transport Association (IATA) Dangerous Goods Regulations
Australia Hazardous Chemical Information System (HCIS) - Hazardous Chemicals	International Air Transport Association (IATA) Dangerous Goods Regulations - Prohibited List Passenger and Cargo Aircraft
Australia Inventory of Chemical Substances (AICS)	International FOSFA List of Banned Immediate Previous Cargoes
Australia Standard for the Uniform Scheduling of Medicines and Poisons (SUSMP) - Schedule 5	International Maritime Dangerous Goods Requirements (IMDG Code)
GESAMP/EHS Composite List - GESAMP Hazard Profiles	United Nations Recommendations on the Transport of Dangerous Goods Model Regulations (Chinese)
IMO IBC Code Chapter 17: Summary of minimum requirements	United Nations Recommendations on the Transport of Dangerous Goods Model Regulations (English)
IMO MARPOL (Annex II) - List of Noxious Liquid Substances Carried in Bulk	United Nations Recommendations on the Transport of Dangerous Goods Model Regulations (Spanish)
IMO MARPOL 73/78 (Annex II) - List of Other Liquid Substances	

**KEROSENE(8008-20-6) IS FOUND ON THE FOLLOWING REGULATORY LISTS**

Australia Dangerous Goods Code (ADG Code) - Dangerous Goods List	International Agency for Research on Cancer (IARC) - Agents Classified by the IARC Monographs
Australia Dangerous Goods Code (ADG Code) - List of Emergency Action Codes	International Air Transport Association (IATA) Dangerous Goods Regulations
Australia Exposure Standards	International FOSFA List of Banned Immediate Previous Cargoes
Australia Hazardous Chemical Information System (HCIS) - Hazardous Chemicals	International Maritime Dangerous Goods Requirements (IMDG Code)
Australia Inventory of Chemical Substances (AICS)	United Nations Recommendations on the Transport of Dangerous Goods Model Regulations (Chinese)
Australia Standard for the Uniform Scheduling of Medicines and Poisons (SUSMP) - Schedule 5	United Nations Recommendations on the Transport of Dangerous Goods Model Regulations (English)
IMO Provisional Categorization of Liquid Substances - List 2: Pollutant only mixtures containing at least 99% by weight of components already assessed by IMO	United Nations Recommendations on the Transport of Dangerous Goods Model Regulations (Spanish)

**National Inventory Status**

National Inventory	Status
Australia - AICS	Yes
Canada - DSL	Yes
Canada - NDSL	No (kerosene; xylene; naphtha, petroleum, hydrodesulfurised heavy)
China - IECSC	Yes
Europe - EINEC / ELINCS / NLP	Yes
Japan - ENCS	No (kerosene)
Korea - KECI	Yes
New Zealand - NZIoC	Yes
Philippines - PICCS	Yes
USA - TSCA	Yes
<b>Legend:</b>	Yes = All ingredients are on the inventory No = Not determined or one or more ingredients are not on the inventory and are not exempt from listing(see specific ingredients in brackets)

**SECTION 16 OTHER INFORMATION**

<b>Revision Date</b>	23/11/2017
<b>Initial Date</b>	23/11/2017

Continued...

**Other information****Ingredients with multiple cas numbers**

Name	CAS No
naphtha, petroleum, hydrodesulfurised heavy	64742-82-1., 64741-92-0., 8052-41-3., 1030262-12-4., 8032-32-4., 8030-30-6., 64742-88-7., 64742-89-8., 8002-05-9., 61789-95-5., 64742-48-9., 101795-02-2., 8031-06-9., 8030-31-7., 50813-73-5., 54847-97-1., 121448-83-7., 8031-38-7., 8031-39-8.

Classification of the preparation and its individual components has drawn on official and authoritative sources as well as independent review by the Chemwatch Classification committee using available literature references.

The SDS is a Hazard Communication tool and should be used to assist in the Risk Assessment. Many factors determine whether the reported Hazards are Risks in the workplace or other settings. Risks may be determined by reference to Exposures Scenarios. Scale of use, frequency of use and current or available engineering controls must be considered.

**Definitions and abbreviations**

PC – TWA: Permissible Concentration-Time Weighted Average  
PC – STEL: Permissible Concentration-Short Term Exposure Limit  
IARC: International Agency for Research on Cancer  
ACGIH: American Conference of Governmental Industrial Hygienists  
STEL: Short Term Exposure Limit  
TEEL: Temporary Emergency Exposure Limit.  
IDLH: Immediately Dangerous to Life or Health Concentrations  
OSF: Odour Safety Factor  
NOAEL :No Observed Adverse Effect Level  
LOAEL: Lowest Observed Adverse Effect Level  
TLV: Threshold Limit Value  
LOD: Limit Of Detection  
OTV: Odour Threshold Value  
BCF: BioConcentration Factors  
BEI: Biological Exposure Index

Powered by AuthorITe, from Chemwatch.