

Altex No.5 NZ Antifouling (MCR)

Altex Coatings Ltd

Version No: 2.4
Safety Data Sheet according to the Health and Safety at Work (Hazardous Substances) Regulations 2017

Chemwatch Hazard Alert Code: 4

Issue Date: 15/09/2022
Print Date: 15/09/2022
S.GHS.NZL.EN

SECTION 1 Identification of the substance / mixture and of the company / undertaking

Product Identifier

Product name	Altex No.5 NZ Antifouling (MCR)
Synonyms	Not Available
Proper shipping name	PAINT (including paint, lacquer, enamel, stain, shellac, varnish, polish, liquid filler and liquid lacquer base) or PAINT RELATED MATERIAL (including paint thinning or reducing compound)
Other means of identification	Not Available

Relevant identified uses of the substance or mixture and uses advised against

Relevant identified uses	Antifouling Coating
--------------------------	---------------------

Details of the manufacturer or supplier of the safety data sheet

Registered company name	Altex Coatings Ltd
Address	91-111 Oropi Road Tauranga 3112 New Zealand
Telephone	+64 7 541 1221
Fax	+64 7 541 1310
Website	www.altexcoatings.com
Email	neil.debenham@carboline.co.nz

Emergency telephone number

Association / Organisation	NZ POISONS (24hr 7 days)	CHEMWATCH EMERGENCY RESPONSE
Emergency telephone numbers	0800 764766	+64 800 700 112
Other emergency telephone numbers	Not Available	+61 3 9573 3188

Once connected and if the message is not in your preferred language then please dial 01

SECTION 2 Hazards identification

Classification of the substance or mixture

Considered a Hazardous Substance according to the criteria of the New Zealand Hazardous Substances New Organisms legislation. Classified as Dangerous Goods for transport purposes.

Classification [1]	Flammable Liquids Category 3, Specific Target Organ Toxicity - Repeated Exposure Category 2, Hazardous to the Aquatic Environment Acute Hazard Category 1, Acute Toxicity (Oral) Category 4, Skin Corrosion/Irritation Category 2, Serious Eye Damage/Eye Irritation Category 2, Reproductive Toxicity Category 2, Sensitisation (Skin) Category 1, Hazardous to the Aquatic Environment Long-Term Hazard Category 1, Carcinogenicity Category 2
Legend:	1. Classified by Chemwatch; 2. Classification drawn from CCID EPA NZ; 3. Classification drawn from Regulation (EU) No 1272/2008 - Annex VI

Label elements

Hazard pictogram(s)	
Signal word	Warning

Hazard statement(s)

H226	Flammable liquid and vapour.
H373	May cause damage to organs through prolonged or repeated exposure.
H302	Harmful if swallowed.
H315	Causes skin irritation.
H319	Causes serious eye irritation.
H361	Suspected of damaging fertility or the unborn child.

Altex No.5 NZ Antifouling (MCR)

H317	May cause an allergic skin reaction.
H410	Very toxic to aquatic life with long lasting effects.
H351	Suspected of causing cancer.

Precautionary statement(s) Prevention

P210	Keep away from heat, hot surfaces, sparks, open flames and other ignition sources. No smoking.
P233	Keep container tightly closed.
P260	Do not breathe mist/vapours/spray.
P280	Wear protective gloves, protective clothing, eye protection and face protection.
P240	Ground and bond container and receiving equipment.
P241	Use explosion-proof electrical/ventilating/lighting/intrinsically safe equipment.
P242	Use non-sparking tools.
P243	Take action to prevent static discharges.
P264	Wash all exposed external body areas thoroughly after handling.
P270	Do not eat, drink or smoke when using this product.
P273	Avoid release to the environment.
P272	Contaminated work clothing should not be allowed out of the workplace.

Precautionary statement(s) Response

P308+P313	IF exposed or concerned: Get medical advice/ attention.
P370+P378	In case of fire: Use alcohol resistant foam or normal protein foam to extinguish.
P302+P352	IF ON SKIN: Wash with plenty of water and soap.
P305+P351+P338	IF IN EYES: Rinse cautiously with water for several minutes. Remove contact lenses, if present and easy to do. Continue rinsing.
P314	Get medical advice/attention if you feel unwell.
P333+P313	If skin irritation or rash occurs: Get medical advice/attention.
P337+P313	If eye irritation persists: Get medical advice/attention.
P362+P364	Take off contaminated clothing and wash it before reuse.
P391	Collect spillage.
P301+P312	IF SWALLOWED: Call a POISON CENTER/doctor/physician/first aider if you feel unwell.
P303+P361+P353	IF ON SKIN (or hair): Take off immediately all contaminated clothing. Rinse skin with water [or shower].
P330	Rinse mouth.

Precautionary statement(s) Storage

P403+P235	Store in a well-ventilated place. Keep cool.
P405	Store locked up.

Precautionary statement(s) Disposal

P501	Dispose of contents/container to authorised hazardous or special waste collection point in accordance with any local regulation.
------	--

SECTION 3 Composition / information on ingredients

Substances

See section below for composition of Mixtures

Mixtures

CAS No	%[weight]	Name
1317-39-1	30-40	<u>copper(I) oxide</u>
1314-13-2	10-20	<u>zinc oxide</u>
1330-20-7	1-10	<u>xylene</u>
8050-09-7	1-10	<u>rosin-colophony</u>
108-65-6	10-20	<u>propylene glycol monomethyl ether - mixture of isomers</u>
12122-67-7	1-5	<u>zineb</u>

Legend: 1. Classified by Chemwatch; 2. Classification drawn from CCID EPA NZ; 3. Classification drawn from Regulation (EU) No 1272/2008 - Annex VI; 4. Classification drawn from C&L; * EU IOELVs available

SECTION 4 First aid measures

Description of first aid measures

Eye Contact	<p>If this product comes in contact with the eyes:</p> <ul style="list-style-type: none"> ▶ Immediately hold eyelids apart and flush the eye continuously with running water. ▶ Ensure complete irrigation of the eye by keeping eyelids apart and away from eye and moving the eyelids by occasionally lifting the upper and lower lids. ▶ Continue flushing until advised to stop by the Poisons Information Centre or a doctor, or for at least 15 minutes.
--------------------	---

Continued...

Altex No.5 NZ Antifouling (MCR)

	<ul style="list-style-type: none"> ▶ Transport to hospital or doctor without delay. ▶ Removal of contact lenses after an eye injury should only be undertaken by skilled personnel.
Skin Contact	<p>If skin or hair contact occurs:</p> <ul style="list-style-type: none"> ▶ Quickly but gently, wipe material off skin with a dry, clean cloth. ▶ Immediately remove all contaminated clothing, including footwear. ▶ Wash skin and hair with running water. Continue flushing with water until advised to stop by the Poisons Information Centre. ▶ Transport to hospital, or doctor.
Inhalation	<ul style="list-style-type: none"> ▶ If fumes or combustion products are inhaled remove from contaminated area. ▶ Lay patient down. Keep warm and rested. ▶ Prostheses such as false teeth, which may block airway, should be removed, where possible, prior to initiating first aid procedures. ▶ Apply artificial respiration if not breathing, preferably with a demand valve resuscitator, bag-valve mask device, or pocket mask as trained. Perform CPR if necessary. ▶ Transport to hospital, or doctor, without delay.
Ingestion	<ul style="list-style-type: none"> ▶ IF SWALLOWED, REFER FOR MEDICAL ATTENTION, WHERE POSSIBLE, WITHOUT DELAY. ▶ For advice, contact a Poisons Information Centre or a doctor. ▶ Urgent hospital treatment is likely to be needed. ▶ In the mean time, qualified first-aid personnel should treat the patient following observation and employing supportive measures as indicated by the patient's condition. ▶ If the services of a medical officer or medical doctor are readily available, the patient should be placed in his/her care and a copy of the SDS should be provided. Further action will be the responsibility of the medical specialist. ▶ If medical attention is not available on the worksite or surroundings send the patient to a hospital together with a copy of the SDS. <p>Where medical attention is not immediately available or where the patient is more than 15 minutes from a hospital or unless instructed otherwise:</p> <ul style="list-style-type: none"> ▶ INDUCE vomiting with fingers down the back of the throat, ONLY IF CONSCIOUS. Lean patient forward or place on left side (head-down position, if possible) to maintain open airway and prevent aspiration. <p>NOTE: Wear a protective glove when inducing vomiting by mechanical means.</p> <ul style="list-style-type: none"> ▶ If spontaneous vomiting appears imminent or occurs, hold patient's head down, lower than their hips to help avoid possible aspiration of vomitus.

Indication of any immediate medical attention and special treatment needed

Any material aspirated during vomiting may produce lung injury. Therefore emesis should not be induced mechanically or pharmacologically. Mechanical means should be used if it is considered necessary to evacuate the stomach contents; these include gastric lavage after endotracheal intubation. If spontaneous vomiting has occurred after ingestion, the patient should be monitored for difficult breathing, as adverse effects of aspiration into the lungs may be delayed up to 48 hours.

SECTION 5 Firefighting measures

Extinguishing media

- ▶ Foam.
- ▶ Dry chemical powder.
- ▶ BCF (where regulations permit).
- ▶ Carbon dioxide.
- ▶ Water spray or fog - Large fires only.

Special hazards arising from the substrate or mixture

Fire Incompatibility	▶ Avoid contamination with oxidising agents i.e. nitrates, oxidising acids, chlorine bleaches, pool chlorine etc. as ignition may result
-----------------------------	--

Advice for firefighters

Fire Fighting	<ul style="list-style-type: none"> ▶ Alert Fire Brigade and tell them location and nature of hazard. ▶ May be violently or explosively reactive. ▶ Wear breathing apparatus plus protective gloves. ▶ Prevent, by any means available, spillage from entering drains or water course. ▶ If safe, switch off electrical equipment until vapour fire hazard removed. ▶ Use water delivered as a fine spray to control fire and cool adjacent area. ▶ Avoid spraying water onto liquid pools. ▶ DO NOT approach containers suspected to be hot. ▶ Cool fire exposed containers with water spray from a protected location. ▶ If safe to do so, remove containers from path of fire.
Fire/Explosion Hazard	<ul style="list-style-type: none"> ▶ Liquid and vapour are flammable. ▶ Moderate fire hazard when exposed to heat or flame. ▶ Vapour forms an explosive mixture with air. ▶ Moderate explosion hazard when exposed to heat or flame. ▶ Vapour may travel a considerable distance to source of ignition. ▶ Heating may cause expansion or decomposition leading to violent rupture of containers. ▶ On combustion, may emit toxic fumes of carbon monoxide (CO). <p>Combustion products include: carbon dioxide (CO₂) carbon monoxide (CO) metal oxides other pyrolysis products typical of burning organic material.</p>

SECTION 6 Accidental release measures

Personal precautions, protective equipment and emergency procedures

Continued...

Altex No.5 NZ Antifouling (MCR)

See section 8

Environmental precautions

See section 12

Methods and material for containment and cleaning up

Minor Spills	<ul style="list-style-type: none"> ▶ Remove all ignition sources. ▶ Clean up all spills immediately. ▶ Avoid breathing vapours and contact with skin and eyes. ▶ Control personal contact with the substance, by using protective equipment. ▶ Contain and absorb small quantities with vermiculite or other absorbent material. ▶ Wipe up. ▶ Collect residues in a flammable waste container.
Major Spills	<ul style="list-style-type: none"> ▶ Clear area of personnel and move upwind. ▶ Alert Fire Brigade and tell them location and nature of hazard. ▶ May be violently or explosively reactive. ▶ Wear breathing apparatus plus protective gloves. ▶ Prevent, by any means available, spillage from entering drains or water course. ▶ Consider evacuation (or protect in place). ▶ No smoking, naked lights or ignition sources. ▶ Increase ventilation. ▶ Stop leak if safe to do so. ▶ Water spray or fog may be used to disperse /absorb vapour. ▶ Contain spill with sand, earth or vermiculite. ▶ Use only spark-free shovels and explosion proof equipment. ▶ Collect recoverable product into labelled containers for recycling. ▶ Absorb remaining product with sand, earth or vermiculite. ▶ Collect solid residues and seal in labelled drums for disposal. ▶ Wash area and prevent runoff into drains. ▶ If contamination of drains or waterways occurs, advise emergency services.

Personal Protective Equipment advice is contained in Section 8 of the SDS.

SECTION 7 Handling and storage

Precautions for safe handling

Safe handling	<ul style="list-style-type: none"> ▶ Containers, even those that have been emptied, may contain explosive vapours. ▶ Do NOT cut, drill, grind, weld or perform similar operations on or near containers. ▶ Avoid all personal contact, including inhalation. ▶ Wear protective clothing when risk of overexposure occurs. ▶ Use in a well-ventilated area. ▶ Prevent concentration in hollows and sumps. ▶ DO NOT enter confined spaces until atmosphere has been checked. ▶ Avoid smoking, naked lights or ignition sources. ▶ Avoid generation of static electricity. ▶ DO NOT use plastic buckets. ▶ Earth all lines and equipment. ▶ Use spark-free tools when handling. ▶ Avoid contact with incompatible materials. ▶ When handling, DO NOT eat, drink or smoke. ▶ Keep containers securely sealed when not in use. ▶ Avoid physical damage to containers. ▶ Always wash hands with soap and water after handling. ▶ Work clothes should be laundered separately. ▶ Use good occupational work practice. ▶ Observe manufacturer's storage and handling recommendations contained within this SDS. ▶ Atmosphere should be regularly checked against established exposure standards to ensure safe working conditions. ▶ DO NOT allow clothing wet with material to stay in contact with skin
Other information	<ul style="list-style-type: none"> ▶ Store in original containers in approved flammable liquid storage area. ▶ Store away from incompatible materials in a cool, dry, well-ventilated area. ▶ DO NOT store in pits, depressions, basements or areas where vapours may be trapped. ▶ No smoking, naked lights, heat or ignition sources. ▶ Storage areas should be clearly identified, well illuminated, clear of obstruction and accessible only to trained and authorised personnel - adequate security must be provided so that unauthorised personnel do not have access. ▶ Store according to applicable regulations for flammable materials for storage tanks, containers, piping, buildings, rooms, cabinets, allowable quantities and minimum storage distances. ▶ Use non-sparking ventilation systems, approved explosion proof equipment and intrinsically safe electrical systems. ▶ Have appropriate extinguishing capability in storage area (e.g. portable fire extinguishers - dry chemical, foam or carbon dioxide) and flammable gas detectors. ▶ Keep adsorbents for leaks and spills readily available. ▶ Protect containers against physical damage and check regularly for leaks. ▶ Observe manufacturer's storage and handling recommendations contained within this SDS.

Conditions for safe storage, including any incompatibilities

Suitable container	<ul style="list-style-type: none"> ▶ Packing as supplied by manufacturer. ▶ Plastic containers may only be used if approved for flammable liquid. ▶ Check that containers are clearly labelled and free from leaks. ▶ Manufactured product that requires stirring before use and having a viscosity of at least 20 cSt (25 deg. C): (i) Removable head packaging; (ii) Cans with friction closures and (iii) low pressure tubes and cartridges may be used.
---------------------------	---

Continued...

Altex No.5 NZ Antifouling (MCR)

Storage incompatibility

▶ Avoid strong acids, acid chlorides, acid anhydrides and chloroformates.



X — Must not be stored together

O — May be stored together with specific preventions

+ — May be stored together

Note: Depending on other risk factors, compatibility assessment based on the table above may not be relevant to storage situations, particularly where large volumes of dangerous goods are stored and handled. Reference should be made to the Safety Data Sheets for each substance or article and risks assessed accordingly.

SECTION 8 Exposure controls / personal protection

Control parameters

Occupational Exposure Limits (OEL)

INGREDIENT DATA

Source	Ingredient	Material name	TWA	STEL	Peak	Notes
New Zealand Workplace Exposure Standards (WES)	copper(I) oxide	Respirable dust (not otherwise classified)	3 mg/m ³	Not Available	Not Available	Not Available
New Zealand Workplace Exposure Standards (WES)	copper(I) oxide	Inhalable dust (not otherwise classified)	10 mg/m ³	Not Available	Not Available	Not Available
New Zealand Workplace Exposure Standards (WES)	copper(I) oxide	Copper and its inorganic compounds, as Cu respirable dust	0.01 mg/m ³	Not Available	Not Available	(dsen) - Dermal sensitiser
New Zealand Workplace Exposure Standards (WES)	zinc oxide	Zinc oxide	2 mg/m ³	5 mg/m ³	Not Available	Not Available
New Zealand Workplace Exposure Standards (WES)	zinc oxide	Zinc oxide respirable dust	0.1 mg/m ³	0.5 mg/m ³	Not Available	Not Available
New Zealand Workplace Exposure Standards (WES)	xylene	Dimethylbenzene	50 ppm / 217 mg/m ³	Not Available	Not Available	Not Available
New Zealand Workplace Exposure Standards (WES)	rosin-colophony	Rosin core solder thermal decomposition products as resin acids (colophony)	Not Available	Not Available	Not Available	(dsen) - Dermal sensitiser (rsen) - Respiratory sensitiser
New Zealand Workplace Exposure Standards (WES)	propylene glycol monomethyl ether - mixture of isomers	Propylene glycol monomethyl ether	100 ppm / 369 mg/m ³	553 mg/m ³ / 150 ppm	Not Available	Not Available
New Zealand Workplace Exposure Standards (WES)	zineb	Respirable dust (not otherwise classified)	3 mg/m ³	Not Available	Not Available	Not Available
New Zealand Workplace Exposure Standards (WES)	zineb	Inhalable dust (not otherwise classified)	10 mg/m ³	Not Available	Not Available	Not Available

Exposure controls

Appropriate engineering controls

Engineering controls are used to remove a hazard or place a barrier between the worker and the hazard. Well-designed engineering controls can be highly effective in protecting workers and will typically be independent of worker interactions to provide this high level of protection.

The basic types of engineering controls are:

Process controls which involve changing the way a job activity or process is done to reduce the risk.

Enclosure and/or isolation of emission source which keeps a selected hazard 'physically' away from the worker and ventilation that strategically 'adds' and 'removes' air in the work environment. Ventilation can remove or dilute an air contaminant if designed properly. The design of a ventilation system must match the particular process and chemical or contaminant in use.

Employers may need to use multiple types of controls to prevent employee overexposure.

For flammable liquids and flammable gases, local exhaust ventilation or a process enclosure ventilation system may be required. Ventilation equipment should be explosion-resistant.


Air contaminants generated in the workplace possess varying 'escape' velocities which, in turn, determine the 'capture velocities' of fresh circulating air required to effectively remove the contaminant.

Type of Contaminant:	Air Speed:
solvent, vapours, degreasing etc., evaporating from tank (in still air).	0.25-0.5 m/s (50-100 f/min.)
aerosols, fumes from pouring operations, intermittent container filling, low speed conveyer transfers, welding, spray drift, plating acid fumes, pickling (released at low velocity into zone of active generation)	0.5-1 m/s (100-200 f/min.)
direct spray, spray painting in shallow booths, drum filling, conveyer loading, crusher dusts, gas discharge (active generation into zone of rapid air motion)	1-2.5 m/s (200-500 f/min.)

Within each range the appropriate value depends on:

Lower end of the range	Upper end of the range
1: Room air currents minimal or favourable to capture	1: Disturbing room air currents
2: Contaminants of low toxicity or of nuisance value only.	2: Contaminants of high toxicity

Altex No.5 NZ Antifouling (MCR)

	<p>3: Intermittent, low production.</p> <p>4: Large hood or large air mass in motion</p>	<p>3: High production, heavy use</p> <p>4: Small hood-local control only</p>
Personal protection	<p>Simple theory shows that air velocity falls rapidly with distance away from the opening of a simple extraction pipe. Velocity generally decreases with the square of distance from the extraction point (in simple cases). Therefore the air speed at the extraction point should be adjusted, accordingly, after reference to distance from the contaminating source. The air velocity at the extraction fan, for example, should be a minimum of 1-2 m/s (200-400 f/min.) for extraction of solvents generated in a tank 2 meters distant from the extraction point. Other mechanical considerations, producing performance deficits within the extraction apparatus, make it essential that theoretical air velocities are multiplied by factors of 10 or more when extraction systems are installed or used.</p> <ul style="list-style-type: none"> · Adequate ventilation is typically taken to be that which limits the average concentration to no more than 25% of the LEL within the building, room or enclosure containing the dangerous substance. · Ventilation for plant and machinery is normally considered adequate if it limits the average concentration of any dangerous substance that might potentially be present to no more than 25% of the LEL. However, an increase up to a maximum 50% LEL can be acceptable where additional safeguards are provided to prevent the formation of a hazardous explosive atmosphere. For example, gas detectors linked to emergency shutdown of the process might be used together with maintaining or increasing the exhaust ventilation on solvent evaporating ovens and gas turbine enclosures. · Temporary exhaust ventilation systems may be provided for non-routine higher-risk activities, such as cleaning, repair or maintenance in tanks or other confined spaces or in an emergency after a release. The work procedures for such activities should be carefully considered. The atmosphere should be continuously monitored to ensure that ventilation is adequate and the area remains safe. Where workers will enter the space, the ventilation should ensure that the concentration of the dangerous substance does not exceed 10% of the LEL (irrespective of the provision of suitable breathing apparatus) 	
Eye and face protection	<div style="display: flex; justify-content: space-around; align-items: center;">     </div> <ul style="list-style-type: none"> ▶ Safety glasses with side shields. ▶ Chemical goggles. ▶ Contact lenses may pose a special hazard; soft contact lenses may absorb and concentrate irritants. A written policy document, describing the wearing of lenses or restrictions on use, should be created for each workplace or task. This should include a review of lens absorption and adsorption for the class of chemicals in use and an account of injury experience. Medical and first-aid personnel should be trained in their removal and suitable equipment should be readily available. In the event of chemical exposure, begin eye irrigation immediately and remove contact lens as soon as practicable. Lens should be removed at the first signs of eye redness or irritation - lens should be removed in a clean environment only after workers have washed hands thoroughly. [CDC NIOSH Current Intelligence Bulletin 59], [AS/NZS 1336 or national equivalent] 	
Skin protection	See Hand protection below	
Hands/feet protection	<ul style="list-style-type: none"> ▶ Wear chemical protective gloves, e.g. PVC. ▶ Wear safety footwear or safety gumboots, e.g. Rubber <p>NOTE:</p> <ul style="list-style-type: none"> ▶ The material may produce skin sensitisation in predisposed individuals. Care must be taken, when removing gloves and other protective equipment, to avoid all possible skin contact. ▶ Contaminated leather items, such as shoes, belts and watch-bands should be removed and destroyed. <p>The selection of suitable gloves does not only depend on the material, but also on further marks of quality which vary from manufacturer to manufacturer. Where the chemical is a preparation of several substances, the resistance of the glove material can not be calculated in advance and has therefore to be checked prior to the application.</p> <p>The exact break through time for substances has to be obtained from the manufacturer of the protective gloves and has to be observed when making a final choice.</p> <p>Personal hygiene is a key element of effective hand care. Gloves must only be worn on clean hands. After using gloves, hands should be washed and dried thoroughly. Application of a non-perfumed moisturiser is recommended.</p> <p>Suitability and durability of glove type is dependent on usage. Important factors in the selection of gloves include:</p> <ul style="list-style-type: none"> · frequency and duration of contact, · chemical resistance of glove material, · glove thickness and · dexterity <p>Select gloves tested to a relevant standard (e.g. Europe EN 374, US F739, AS/NZS 2161.1 or national equivalent).</p> <ul style="list-style-type: none"> · When prolonged or frequently repeated contact may occur, a glove with a protection class of 5 or higher (breakthrough time greater than 240 minutes according to EN 374, AS/NZS 2161.10.1 or national equivalent) is recommended. · When only brief contact is expected, a glove with a protection class of 3 or higher (breakthrough time greater than 60 minutes according to EN 374, AS/NZS 2161.10.1 or national equivalent) is recommended. · Some glove polymer types are less affected by movement and this should be taken into account when considering gloves for long-term use. · Contaminated gloves should be replaced. <p>As defined in ASTM F-739-96 in any application, gloves are rated as:</p> <ul style="list-style-type: none"> · Excellent when breakthrough time > 480 min · Good when breakthrough time > 20 min · Fair when breakthrough time < 20 min · Poor when glove material degrades <p>For general applications, gloves with a thickness typically greater than 0.35 mm, are recommended.</p> <p>It should be emphasised that glove thickness is not necessarily a good predictor of glove resistance to a specific chemical, as the permeation efficiency of the glove will be dependent on the exact composition of the glove material. Therefore, glove selection should also be based on consideration of the task requirements and knowledge of breakthrough times.</p> <p>Glove thickness may also vary depending on the glove manufacturer, the glove type and the glove model. Therefore, the manufacturers technical data should always be taken into account to ensure selection of the most appropriate glove for the task.</p> <p>Note: Depending on the activity being conducted, gloves of varying thickness may be required for specific tasks. For example:</p> <ul style="list-style-type: none"> · Thinner gloves (down to 0.1 mm or less) may be required where a high degree of manual dexterity is needed. However, these gloves are only likely to give short duration protection and would normally be just for single use applications, then disposed of. · Thicker gloves (up to 3 mm or more) may be required where there is a mechanical (as well as a chemical) risk i.e. where there is abrasion or puncture potential <p>Gloves must only be worn on clean hands. After using gloves, hands should be washed and dried thoroughly. Application of a non-perfumed moisturiser is recommended.</p>	
Body protection	See Other protection below	

Altex No.5 NZ Antifouling (MCR)

Other protection

- ▶ Overalls.
- ▶ PVC Apron.
- ▶ PVC protective suit may be required if exposure severe.
- ▶ Eyewash unit.
- ▶ Ensure there is ready access to a safety shower.
- ▶ Some plastic personal protective equipment (PPE) (e.g. gloves, aprons, overshoes) are not recommended as they may produce static electricity.
- ▶ For large scale or continuous use wear tight-weave non-static clothing (no metallic fasteners, cuffs or pockets).
- ▶ Non sparking safety or conductive footwear should be considered. Conductive footwear describes a boot or shoe with a sole made from a conductive compound chemically bound to the bottom components, for permanent control to electrically ground the foot and shall dissipate static electricity from the body to reduce the possibility of ignition of volatile compounds. Electrical resistance must range between 0 to 500,000 ohms. Conductive shoes should be stored in lockers close to the room in which they are worn. Personnel who have been issued conductive footwear should not wear them from their place of work to their homes and return.

Recommended material(s)

GLOVE SELECTION INDEX

Glove selection is based on a modified presentation of the:

'Forsberg Clothing Performance Index'.

The effect(s) of the following substance(s) are taken into account in the **computer-generated** selection:

Altex No.5 NZ Antifouling (MCR)

Material	CPI
BUTYL	C
BUTYL/NEOPRENE	C
HYPALON	C
NAT+NEOPR+NITRILE	C
NATURAL RUBBER	C
NATURAL+NEOPRENE	C
NEOPRENE	C
NEOPRENE/NATURAL	C
NITRILE	C
NITRILE+PVC	C
PE/EVAL/PE	C
PVA	C
PVC	C
PVDC/PE/PVDC	C
TEFLON	C
VITON	C

* CPI - Chemwatch Performance Index

A: Best Selection

B: Satisfactory; may degrade after 4 hours continuous immersion

C: Poor to Dangerous Choice for other than short term immersion

NOTE: As a series of factors will influence the actual performance of the glove, a final selection must be based on detailed observation. -

* Where the glove is to be used on a short term, casual or infrequent basis, factors such as 'feel' or convenience (e.g. disposability), may dictate a choice of gloves which might otherwise be unsuitable following long-term or frequent use. A qualified practitioner should be consulted.

Respiratory protection

Type AX-P Filter of sufficient capacity. (AS/NZS 1716 & 1715, EN 143:2000 & 149:2001, ANSI Z88 or national equivalent)

Where the concentration of gas/particulates in the breathing zone, approaches or exceeds the 'Exposure Standard' (or ES), respiratory protection is required.

Degree of protection varies with both face-piece and Class of filter; the nature of protection varies with Type of filter.

Required Minimum Protection Factor	Half-Face Respirator	Full-Face Respirator	Powered Air Respirator
up to 10 x ES	AX-AUS P2	-	AX-PAPR-AUS / Class 1 P2
up to 50 x ES	-	AX-AUS / Class 1 P2	-
up to 100 x ES	-	AX-2 P2	AX-PAPR-2 P2 ^

^ - Full-face

A(All classes) = Organic vapours, B AUS or B1 = Acid gasses, B2 = Acid gas or hydrogen cyanide(HCN), B3 = Acid gas or hydrogen cyanide(HCN), E = Sulfur dioxide(SO₂), G = Agricultural chemicals, K = Ammonia(NH₃), Hg = Mercury, NO = Oxides of nitrogen, MB = Methyl bromide, AX = Low boiling point organic compounds(below 65 degC)

- ▶ Cartridge respirators should never be used for emergency ingress or in areas of unknown vapour concentrations or oxygen content.
- ▶ The wearer must be warned to leave the contaminated area immediately on detecting any odours through the respirator. The odour may indicate that the mask is not functioning properly, that the vapour concentration is too high, or that the mask is not properly fitted. Because of these limitations, only restricted use of cartridge respirators is considered appropriate.
- ▶ Cartridge performance is affected by humidity. Cartridges should be changed after 2 hr of continuous use unless it is determined that the humidity is less than 75%, in which case, cartridges can be used for 4 hr. Used cartridges should be discarded daily, regardless of the length of time used
- Respirators may be necessary when engineering and administrative controls do not adequately prevent exposures.
- The decision to use respiratory protection should be based on professional judgment that takes into account toxicity information, exposure measurement data, and frequency and likelihood of the worker's exposure - ensure users are not subject to high thermal loads which may result in heat stress or distress due to personal protective equipment (powered, positive flow, full face apparatus may be an option).
- Published occupational exposure limits, where they exist, will assist in determining the adequacy of the selected respiratory protection. These may be government mandated or vendor recommended.
- Certified respirators will be useful for protecting workers from inhalation of particulates when properly selected and fit tested as part of a complete respiratory protection program.
- Where protection from nuisance levels of dusts are desired, use type N95 (US) or type P1 (EN143) dust masks. Use respirators and components tested and approved under appropriate government standards such as NIOSH (US) or CEN (EU)
- Use approved positive flow mask if significant quantities of dust becomes airborne.
- Try to avoid creating dust conditions.
- Class P2 particulate filters are used for protection against mechanically and thermally generated particulates or both.
- P2 is a respiratory filter rating under various international standards, Filters at least 94% of airborne particles
- Suitable for:
 - Relatively small particles generated by mechanical processes eg. grinding, cutting, sanding, drilling, sawing.
 - Sub-micron thermally generated particles e.g. welding fumes, fertilizer and bushfire smoke.
 - Biologically active airborne particles under specified infection control applications e.g. viruses, bacteria, COVID-19, SARS

SECTION 9 Physical and chemical properties

Information on basic physical and chemical properties

Appearance	coloured viscous liquid
------------	-------------------------

Continued...

Altex No.5 NZ Antifouling (MCR)

Physical state	Liquid	Relative density (Water = 1)	1.87
Odour	Not Available	Partition coefficient n-octanol / water	Not Available
Odour threshold	Not Available	Auto-ignition temperature (°C)	366
pH (as supplied)	Not Available	Decomposition temperature (°C)	Not Available
Melting point / freezing point (°C)	Not Available	Viscosity (cSt)	695.187
Initial boiling point and boiling range (°C)	125	Molecular weight (g/mol)	Not Available
Flash point (°C)	27	Taste	Not Available
Evaporation rate	0.8 BuAC = 1	Explosive properties	Not Available
Flammability	Flammable.	Oxidising properties	Not Available
Upper Explosive Limit (%)	11.2	Surface Tension (dyn/cm or mN/m)	Not Available
Lower Explosive Limit (%)	1.3	Volatile Component (%vol)	25
Vapour pressure (kPa)	1.7	Gas group	Not Available
Solubility in water	Immiscible	pH as a solution (Not Available%)	Not Available
Vapour density (Air = 1)	3.3	VOC g/L	522.10

SECTION 10 Stability and reactivity

Reactivity	See section 7
Chemical stability	<ul style="list-style-type: none"> ▶ Unstable in the presence of incompatible materials. ▶ Product is considered stable. ▶ Hazardous polymerisation will not occur.
Possibility of hazardous reactions	See section 7
Conditions to avoid	See section 7
Incompatible materials	See section 7
Hazardous decomposition products	See section 5

SECTION 11 Toxicological information

Information on toxicological effects

Inhaled	<p>The material is not thought to produce adverse health effects or irritation of the respiratory tract (as classified by EC Directives using animal models). Nevertheless, good hygiene practice requires that exposure be kept to a minimum and that suitable control measures be used in an occupational setting.</p> <p>There is strong evidence to suggest that this material can cause, if inhaled once, serious, irreversible damage of organs.</p> <p>Inhalation of vapours may cause drowsiness and dizziness. This may be accompanied by sleepiness, reduced alertness, loss of reflexes, lack of co-ordination, and vertigo.</p> <p>Inhalation hazard is increased at higher temperatures.</p> <p>Inhalation of dusts, generated by the material during the course of normal handling, may be damaging to the health of the individual.</p>
Ingestion	<p>Strong evidence exists that exposure to the material may cause irreversible damage (other than cancer, mutations and birth defects) following a single exposure by swallowing.</p> <p>Swallowing of the liquid may cause aspiration into the lungs with the risk of chemical pneumonitis; serious consequences may result. (ICSC13733)</p> <p>The material has NOT been classified by EC Directives or other classification systems as 'harmful by ingestion'. This is because of the lack of corroborating animal or human evidence.</p> <p>Accidental ingestion of the material may be harmful; animal experiments indicate that ingestion of less than 150 gram may be fatal or may produce serious damage to the health of the individual.</p>
Skin Contact	<p>There is strong evidence to suggest that this material, on a single contact with skin, can cause serious, irreversible damage of organs.</p> <p>The liquid may be able to be mixed with fats or oils and may degrease the skin, producing a skin reaction described as non-allergic contact dermatitis. The material is unlikely to produce an irritant dermatitis as described in EC Directives.</p> <p>Open cuts, abraded or irritated skin should not be exposed to this material</p> <p>Entry into the blood-stream, through, for example, cuts, abrasions or lesions, may produce systemic injury with harmful effects. Examine the skin prior to the use of the material and ensure that any external damage is suitably protected.</p>
Eye	If applied to the eyes, this material causes severe eye damage.
Chronic	<p>Repeated or long-term occupational exposure is likely to produce cumulative health effects involving organs or biochemical systems.</p> <p>There has been concern that this material can cause cancer or mutations, but there is not enough data to make an assessment.</p> <p>Inhaling this product is more likely to cause a sensitisation reaction in some persons compared to the general population.</p>

Continued...

Altex No.5 NZ Antifouling (MCR)

Skin contact with the material is more likely to cause a sensitisation reaction in some persons compared to the general population.
Ample evidence exists that this material directly causes reduced fertility

Altex No.5 NZ Antifouling (MCR)	TOXICITY	IRRITATION
	Not Available	Not Available

copper(I) oxide	TOXICITY	IRRITATION
	dermal (rat) LD50: >2000 mg/kg ^[1]	Not Available
	Inhalation(Rat) LC50; 2.92 mg/l4h ^[1]	
	Oral (Rat) LD50; 470 mg/kg ^[2]	

zinc oxide	TOXICITY	IRRITATION
	dermal (rat) LD50: >2000 mg/kg ^[1]	Eye (rabbit) : 500 mg/24 h - mild
	Inhalation(Rat) LC50; >1.79 mg/l4h ^[1]	Eye: no adverse effect observed (not irritating) ^[1]
	Oral (Rat) LD50; >5000 mg/kg ^[1]	Skin (rabbit) : 500 mg/24 h- mild Skin: no adverse effect observed (not irritating) ^[1]

xylene	TOXICITY	IRRITATION
	Dermal (rabbit) LD50: >1700 mg/kg ^[2]	Eye (human): 200 ppm irritant
	Inhalation(Rat) LC50; 5000 ppm4h ^[2]	Eye (rabbit): 5 mg/24h SEVERE
	Oral (Mouse) LD50; 2119 mg/kg ^[2]	Eye (rabbit): 87 mg mild
		Eye: adverse effect observed (irritating) ^[1]
		Skin (rabbit):500 mg/24h moderate Skin: adverse effect observed (irritating) ^[1]

rosin-colophony	TOXICITY	IRRITATION
	dermal (rat) LD50: >2000 mg/kg ^[1]	Eye: no adverse effect observed (not irritating) ^[1]
Oral (Rat) LD50; >1000 mg/kg ^[1]	Skin: no adverse effect observed (not irritating) ^[1]	

propylene glycol monomethyl ether - mixture of isomers	TOXICITY	IRRITATION
	dermal (rat) LD50: >2000 mg/kg ^[1]	Eye (rabbit) 230 mg mild
	Oral (Rat) LD50; 3739 mg/kg ^[2]	Eye (rabbit) 500 mg/24 h. - mild
		Eye: no adverse effect observed (not irritating) ^[1]
		Skin (rabbit) 500 mg open - mild Skin: no adverse effect observed (not irritating) ^[1]

zineb	TOXICITY	IRRITATION
	dermal (rat) LD50: >2500 mg/kg ^[2]	Eye: no adverse effect observed (not irritating) ^[1]
Oral (Rat) LD50; 1850 mg/kg ^[2]	Skin: no adverse effect observed (not irritating) ^[1]	

Legend: 1. Value obtained from Europe ECHA Registered Substances - Acute toxicity 2.* Value obtained from manufacturer's SDS. Unless otherwise specified data extracted from RTECS - Register of Toxic Effect of chemical Substances

Acute Toxicity	✓	Carcinogenicity	✓
Skin Irritation/Corrosion	✓	Reproductivity	✓
Serious Eye Damage/Irritation	✓	STOT - Single Exposure	✗
Respiratory or Skin sensitisation	✓	STOT - Repeated Exposure	✓
Mutagenicity	✗	Aspiration Hazard	✗

Legend: ✗ – Data either not available or does not fill the criteria for classification
✓ – Data available to make classification

Toxicity

Altex No.5 NZ Antifouling (MCR)	Endpoint	Test Duration (hr)	Species	Value	Source
	Not Available	Not Available	Not Available	Not Available	Not Available

Altex No.5 NZ Antifouling (MCR)

	Endpoint	Test Duration (hr)	Species	Value	Source
	copper(I) oxide	EC50	48h	Crustacea	0.51mg/l
EC0(ECx)		48h	Crustacea	0.18mg/l	1
LC50		96h	Fish	0.075mg/l	4
EC50		96h	Algae or other aquatic plants	65mg/l	1
zinc oxide	BCF	1344h	Fish	19-110	7
	EC50	72h	Algae or other aquatic plants	0.036-0.049mg/l	4
	EC50	48h	Crustacea	0.301-0.667mg/l	4
	NOEC(ECx)	72h	Algae or other aquatic plants	0.005mg/l	2
	LC50	96h	Fish	0.927-2.589mg/l	4
	EC50	96h	Algae or other aquatic plants	0.3mg/l	2
xylene	EC50	72h	Algae or other aquatic plants	4.6mg/l	2
	EC50	48h	Crustacea	1.8mg/l	2
	NOEC(ECx)	73h	Algae or other aquatic plants	0.44mg/l	2
	LC50	96h	Fish	2.6mg/l	2
rosin-colophony	EC0(ECx)	48h	Crustacea	2.15mg/l	1
	EC50	72h	Algae or other aquatic plants	>10<20mg/l	2
	EC50	48h	Crustacea	4.5mg/l	1
	LC50	96h	Fish	1.5mg/l	2
	EC50	96h	Algae or other aquatic plants	0.031mg/l	2
propylene glycol monomethyl ether - mixture of isomers	EC50	72h	Algae or other aquatic plants	>1000mg/l	2
	EC50	48h	Crustacea	373mg/l	2
	NOEC(ECx)	336h	Fish	47.5mg/l	2
	LC50	96h	Fish	100mg/l	1
	EC50	96h	Algae or other aquatic plants	>1000mg/l	2
zinc	NOEC(ECx)	96h	Algae or other aquatic plants	0.05mg/l	4
	LC50	96h	Fish	16.3-26mg/L	4
	EC50	96h	Algae or other aquatic plants	0.38mg/l	4
Legend:	Extracted from 1. IUCLID Toxicity Data 2. Europe ECHA Registered Substances - Ecotoxicological Information - Aquatic Toxicity 4. US EPA, Ecotox database - Aquatic Toxicity Data 5. ECETOC Aquatic Hazard Assessment Data 6. NITE (Japan) - Bioconcentration Data 7. METI (Japan) - Bioconcentration Data 8. Vendor Data				

Very toxic to aquatic organisms, may cause long-term adverse effects in the aquatic environment.

Do NOT allow product to come in contact with surface waters or to intertidal areas below the mean high water mark. Do not contaminate water when cleaning equipment or disposing of equipment wash-waters.

Wastes resulting from use of the product must be disposed of on site or at approved waste sites.

DO NOT discharge into sewer or waterways.

Persistence and degradability

Ingredient	Persistence: Water/Soil	Persistence: Air
copper(I) oxide	HIGH	HIGH
xylene	HIGH (Half-life = 360 days)	LOW (Half-life = 1.83 days)
rosin-colophony	HIGH	HIGH
propylene glycol monomethyl ether - mixture of isomers	LOW (Half-life = 56 days)	LOW (Half-life = 1.7 days)

Bioaccumulative potential

Ingredient	Bioaccumulation
copper(I) oxide	LOW (LogKOW = -2.6276)
zinc oxide	LOW (BCF = 217)

Continued...

Altex No.5 NZ Antifouling (MCR)

Ingredient	Bioaccumulation
xylene	MEDIUM (BCF = 740)
rosin-colophony	HIGH (LogKOW = 6.4607)
propylene glycol monomethyl ether - mixture of isomers	LOW (BCF = 2)
zineb	LOW (BCF = 170)

Mobility in soil

Ingredient	Mobility
copper(I) oxide	LOW (KOC = 23.74)
rosin-colophony	LOW (KOC = 21990)
propylene glycol monomethyl ether - mixture of isomers	HIGH (KOC = 1)

SECTION 13 Disposal considerations

Waste treatment methods

<p>Product / Packaging disposal</p>	<ul style="list-style-type: none"> ▶ Containers may still present a chemical hazard/ danger when empty. ▶ Return to supplier for reuse/ recycling if possible. <p>Otherwise:</p> <ul style="list-style-type: none"> ▶ If container can not be cleaned sufficiently well to ensure that residuals do not remain or if the container cannot be used to store the same product, then puncture containers, to prevent re-use, and bury at an authorised landfill. ▶ Where possible retain label warnings and SDS and observe all notices pertaining to the product. <p>Legislation addressing waste disposal requirements may differ by country, state and/ or territory. Each user must refer to laws operating in their area. In some areas, certain wastes must be tracked.</p> <p>A Hierarchy of Controls seems to be common - the user should investigate:</p> <ul style="list-style-type: none"> ▶ Reduction ▶ Reuse ▶ Recycling ▶ Disposal (if all else fails) <p>This material may be recycled if unused, or if it has not been contaminated so as to make it unsuitable for its intended use. If it has been contaminated, it may be possible to reclaim the product by filtration, distillation or some other means. Shelf life considerations should also be applied in making decisions of this type. Note that properties of a material may change in use, and recycling or reuse may not always be appropriate.</p> <ul style="list-style-type: none"> ▶ DO NOT allow wash water from cleaning or process equipment to enter drains. ▶ It may be necessary to collect all wash water for treatment before disposal. ▶ In all cases disposal to sewer may be subject to local laws and regulations and these should be considered first. ▶ Where in doubt contact the responsible authority. ▶ Recycle wherever possible. ▶ Consult manufacturer for recycling options or consult local or regional waste management authority for disposal if no suitable treatment or disposal facility can be identified. ▶ Dispose of by: burial in a land-fill specifically licensed to accept chemical and / or pharmaceutical wastes or Incineration in a licensed apparatus (after admixture with suitable combustible material). ▶ Decontaminate empty containers. Observe all label safeguards until containers are cleaned and destroyed.
--	--

Ensure that the hazardous substance is disposed in accordance with the Hazardous Substances (Disposal) Notice 2017

Disposal Requirements

Packages that have been in direct contact with the hazardous substance must be only disposed if the hazardous substance was appropriately removed and cleaned out from the package. The package must be disposed according to the manufacturer's directions taking into account the material it is made of. Packages which hazardous content have been appropriately treated and removed may be recycled.

The hazardous substance must only be disposed if it has been treated by a method that changed the characteristics or composition of the substance and it is no longer hazardous.

DO NOT deposit the hazardous substance into or onto a landfill or a sewage facility.

Burning the hazardous substance must happen under controlled conditions with no person or place exposed to



(1) a blast overpressure of more than 9 kPa; or

(2) an unsafe level of heat radiation.

The disposed hazardous substance must not come into contact with class 1 or 5 substances.

SECTION 14 Transport information

Labels Required

	
Marine Pollutant	
HAZCHEM	*3Y

Land transport (UN)

Altex No.5 NZ Antifouling (MCR)

UN number	1263	
UN proper shipping name	PAINT (including paint, lacquer, enamel, stain, shellac, varnish, polish, liquid filler and liquid lacquer base) or PAINT RELATED MATERIAL (including paint thinning or reducing compound)	
Transport hazard class(es)	Class	3
	Subrisk	Not Applicable
Packing group	III	
Environmental hazard	Environmentally hazardous	
Special precautions for user	Special provisions	163; 223; 367
	Limited quantity	5 L

Air transport (ICAO-IATA / DGR)

UN number	1263	
UN proper shipping name	Paint related material (including paint thinning or reducing compounds); Paint (including paint, lacquer, enamel, stain, shellac, varnish, polish, liquid filler and liquid lacquer base)	
Transport hazard class(es)	ICAO/IATA Class	3
	ICAO / IATA Subrisk	Not Applicable
	ERG Code	3L
Packing group	III	
Environmental hazard	Environmentally hazardous	
Special precautions for user	Special provisions	A3 A72 A192
	Cargo Only Packing Instructions	366
	Cargo Only Maximum Qty / Pack	220 L
	Passenger and Cargo Packing Instructions	355
	Passenger and Cargo Maximum Qty / Pack	60 L
	Passenger and Cargo Limited Quantity Packing Instructions	Y344
	Passenger and Cargo Limited Maximum Qty / Pack	10 L

Sea transport (IMDG-Code / GGVSee)

UN number	1263	
UN proper shipping name	PAINT (including paint, lacquer, enamel, stain, shellac, varnish, polish, liquid filler and liquid lacquer base) or PAINT RELATED MATERIAL (including paint thinning or reducing compound)	
Transport hazard class(es)	IMDG Class	3
	IMDG Subrisk	Not Applicable
Packing group	III	
Environmental hazard	Marine Pollutant	
Special precautions for user	EMS Number	F-E, S-E
	Special provisions	163 223 367 955
	Limited Quantities	5 L

Transport in bulk according to Annex II of MARPOL and the IBC code

Not Applicable

SECTION 15 Regulatory information

Safety, health and environmental regulations / legislation specific for the substance or mixture

This substance is to be managed using the conditions specified in an applicable Group Standard

HSR Number	Group Standard
HSR101519	Altex Ablative Antifouling (TF) Range

Please refer to Section 8 of the SDS for any applicable tolerable exposure limit or Section 12 for environmental exposure limit.

Altex No.5 NZ Antifouling (MCR)

Hazardous Substance Location

Subject to the Health and Safety at Work (Hazardous Substances) Regulations 2017.

Hazard Class	Quantity (Closed Containers)	Quantity (Open Containers)
Flammable Liquid Category 3	500 L in containers more than 5 L	250 L
Flammable Liquid Category 3	1 500 L in containers up to and including 5 L	250 L

Certified Handler

Subject to Part 4 of the Health and Safety at Work (Hazardous Substances) Regulations 2017.

Class of substance	Quantities
Not Applicable	Not Applicable

Refer Group Standards for further information

Maximum quantities of certain hazardous substances permitted on passenger service vehicles

Subject to Regulation 13.14 of the Health and Safety at Work (Hazardous Substances) Regulations 2017.

Hazard Class	Liquid (L)	Maximum quantity per package for each classification
Skin Sensitisation Category 1	1	
Flammable Liquid Category 3		10 L

Tracking Requirements

Not Applicable

National Inventory Status

National Inventory	Status
Australia - AIIIC / Australia Non-Industrial Use	Yes
Canada - DSL	No (zineb)
Canada - NDSL	No (copper(I) oxide; xylene; rosin-colophony; zineb)
China - IECSC	Yes
Europe - EINEC / ELINCS / NLP	Yes
Japan - ENCS	No (rosin-colophony)
Korea - KECI	Yes
New Zealand - NZIoC	Yes
Philippines - PICCS	No (zineb)
USA - TSCA	No (zineb)
Taiwan - TCSI	Yes
Mexico - INSQ	Yes
Vietnam - NCI	Yes
Russia - FBEPH	Yes
Legend:	Yes = All CAS declared ingredients are on the inventory No = One or more of the CAS listed ingredients are not on the inventory. These ingredients may be exempt or will require registration.

SECTION 16 Other information

Revision Date	15/09/2022
Initial Date	13/12/2017

SDS Version Summary

Version	Date of Update	Sections Updated
1.4	15/09/2022	Acute Health (eye), Acute Health (inhaled), Acute Health (skin), Acute Health (swallowed), Advice to Doctor, Chronic Health, Classification, Environmental, Exposure Standard, Fire Fighter (fire/explosion hazard), Fire Fighter (fire fighting), First Aid (swallowed), Handling Procedure, Ingredients, Personal Protection (Respirator), Storage (storage incompatibility)

Other information

Classification of the preparation and its individual components has drawn on official and authoritative sources as well as independent review by the Chemwatch Classification committee using available literature references.

The SDS is a Hazard Communication tool and should be used to assist in the Risk Assessment. Many factors determine whether the reported Hazards are Risks in the workplace or other settings. Risks may be determined by reference to Exposures Scenarios. Scale of use, frequency of use and current or available engineering controls must be considered.

Definitions and abbreviations

PC—TWA: Permissible Concentration-Time Weighted Average
 PC—STEL: Permissible Concentration-Short Term Exposure Limit
 IARC: International Agency for Research on Cancer
 ACGIH: American Conference of Governmental Industrial Hygienists
 STEL: Short Term Exposure Limit

Altex No.5 NZ Antifouling (MCR)

TEEL: Temporary Emergency Exposure Limit.
IDLH: Immediately Dangerous to Life or Health Concentrations
ES: Exposure Standard
OSF: Odour Safety Factor
NOAEL :No Observed Adverse Effect Level
LOAEL: Lowest Observed Adverse Effect Level
TLV: Threshold Limit Value
LOD: Limit Of Detection
OTV: Odour Threshold Value
BCF: BioConcentration Factors
BEI: Biological Exposure Index
AIIIC: Australian Inventory of Industrial Chemicals
DSL: Domestic Substances List
NDSL: Non-Domestic Substances List
IECSC: Inventory of Existing Chemical Substance in China
EINECS: European INventory of Existing Commercial chemical Substances
ELINCS: European List of Notified Chemical Substances
NLP: No-Longer Polymers
ENCS: Existing and New Chemical Substances Inventory
KECI: Korea Existing Chemicals Inventory
NZIoC: New Zealand Inventory of Chemicals
PICCS: Philippine Inventory of Chemicals and Chemical Substances
TSCA: Toxic Substances Control Act
TCSI: Taiwan Chemical Substance Inventory
INSQ: Inventario Nacional de Sustancias Químicas
NCI: National Chemical Inventory
FBEPH: Russian Register of Potentially Hazardous Chemical and Biological Substances

Powered by AuthorITe, from Chemwatch.